



UNIVERSITY OF CAMBRIDGE INTERNATIONAL EXAMINATIONS
International General Certificate of Secondary Education

CANDIDATE
NAME

CENTRE
NUMBER

--	--	--	--	--

CANDIDATE
NUMBER

--	--	--	--



DEVELOPMENT STUDIES

0453/01

Paper 1

October/November 2012

2 hours

Candidates answer on the Question Paper.

No Additional Materials are required.

READ THESE INSTRUCTIONS FIRST

Write your Centre number, candidate number and name on all the work you hand in.

Write in dark blue or black pen.

Do not use staples, paper clips, highlighters, glue or correction fluid.

You may use a pencil for any diagrams, graphs or rough working.

DO NOT WRITE IN ANY BARCODES.

Answer **all** the questions.

You may not need all the answer lines for your answer.

You should read and study the sources **before** answering the questions.

At the end of the examination, fasten all your work securely together.

The number of marks is given in brackets [] at the end of each question or part question.

For Examiner's Use	
1	
2	
3	
4	
Total	

This document consists of **18** printed pages and **2** blank pages.



- 1 Study Fig. 1, which describes life in Indian villages.

For
Examiner's
Use

Life in Indian Villages

There are half a million villages in India. Most of the one or two roomed houses are made of mud and straw and are crowded along narrow roads. Richer families live in brick and concrete houses and sometimes have a satellite television. Most people use kerosene for cooking and lighting. Water is from communal wells or from a nearby river, but some larger villages now have piped water close to the houses. Washing facilities are in the open and toilets are usually holes in the ground screened by leaves or trees. There is usually a school for children up to 11 or 12 years old in each village, and health care workers visit weekly. Hospitals and secondary schools are only to be found in the towns.

People work in the surrounding fields, growing wheat, rice, lentils, vegetables and fruit for their own use. Women work planting, weeding and looking after the family cow and the men plough the land using bullocks and small tractors. Villages are usually 2 or 3 kilometres from a main road and local store. Buses usually run on the main roads to local towns, which are often 20 kilometres away. The surplus farm produce and any cash crops will be taken there by bullock cart.

Fig. 1

- (a) (i) Describe the building materials used for the houses of:

poorer families

richer families [2]

- (ii) Name **one** modern technology that has reached the village.

..... [1]

- (iii) Suggest **two** ways that the villages described in Fig. 1 meet the basic needs of the people.

1

.....

2

..... [2]

(iv) Suggest **three** improvements that could be made to meet **one** of these basic needs.

- 1
-
- 2
-
- 3
- [3]

(b) (i) Name the type of farming which is described in Fig. 1.

..... [1]

(ii) Describe the characteristics of this type of farming in terms of land, labour and capital.

.....

.....

.....

.....

.....

..... [3]

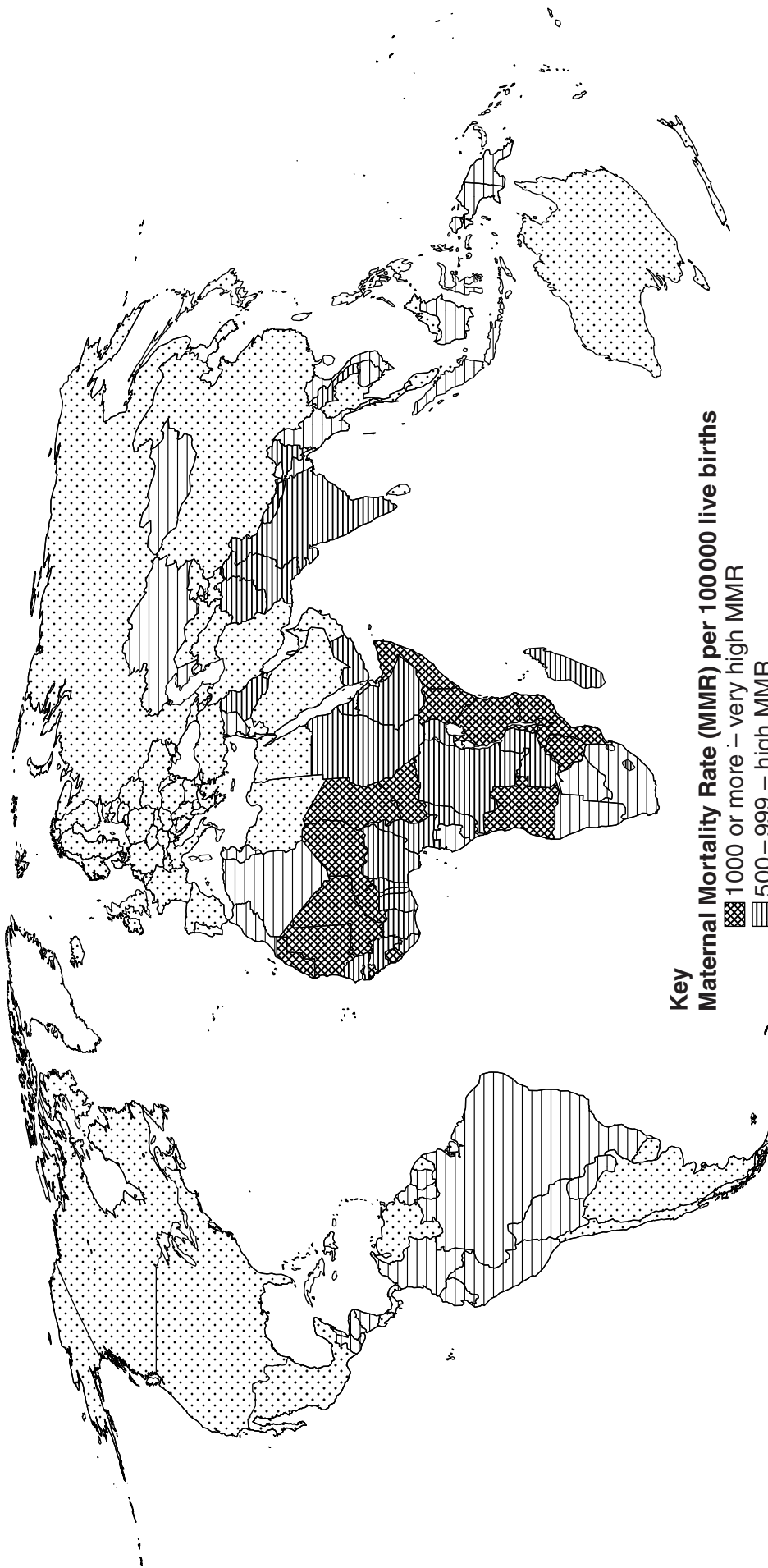
(iii) Give **two** reasons why it is difficult to take surplus produce to sell in local towns.

- 1
-
- 2
- [2]

BLANK PAGE

PLEASE TURN OVER FOR QUESTION 2

World Map Showing Maternal Mortality Rate



Key
Maternal Mortality Rate (MMR) per 100 000 live births
■ 1000 or more – very high MMR
■ 500 – 999 – high MMR
■ 100 – 499 – moderate MMR
■ less than 100 – low MMR

Fig. 2A

Percentage of total births attended by skilled health workers

For
Examiner's
Use

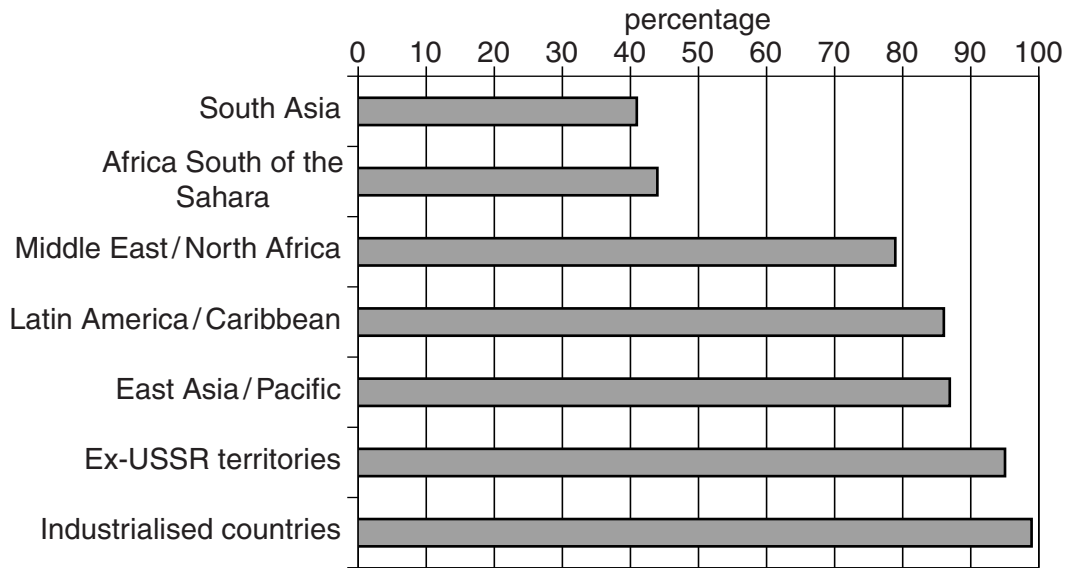


Fig. 2B

2 Study Fig. 2A, which shows a map of maternal mortality (deaths of mothers during pregnancy and childbirth) per 100 000 live births and Fig. 2B, which shows the percentage of births in each region attended by skilled health workers.

(a) (i) Which continent has the highest rates of maternal mortality?

.....[1]

(ii) Name **one** country with a maternal mortality rate of between 500 and 999 per 100 000 live births.

.....[1]

(iii) Which region has the lowest percentage of births attended by skilled health workers?

.....[1]

(iv) Using Fig. 2A and Fig. 2B describe the relationship between maternal mortality and attendance by skilled health workers. Give data from the figures to support your answer.

.....

[3]

(b) (i) Describe **three** possible causes of maternal mortality that may affect the number of mothers dying.

1

.....

2

.....

3

..... [3]

(ii) Explain why it is necessary to lower the cost of maternal care services.

.....

.....

.....

..... [2]

(c) Give **three** reasons to explain how educating mothers in low income countries will improve the health of the population.

1

.....

2

.....

3

..... [3]

3 Study Fig. 3A and Fig. 3B which show information about the twelve countries that have the highest carbon dioxide (CO₂) emissions per person.

For
Examiner's
Use

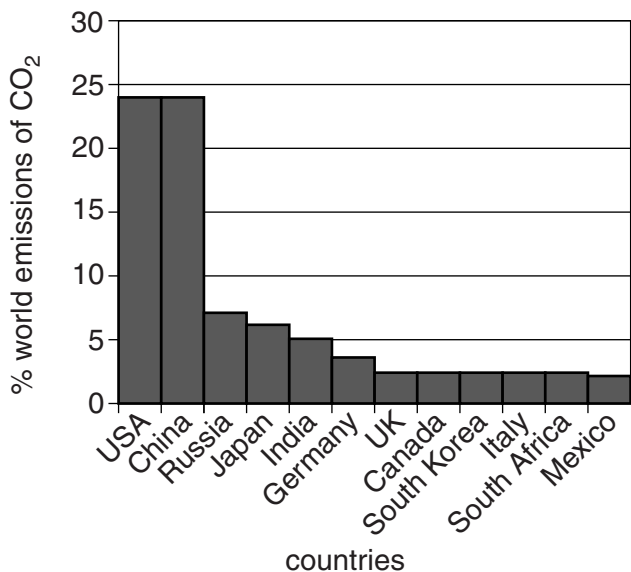


Fig. 3A

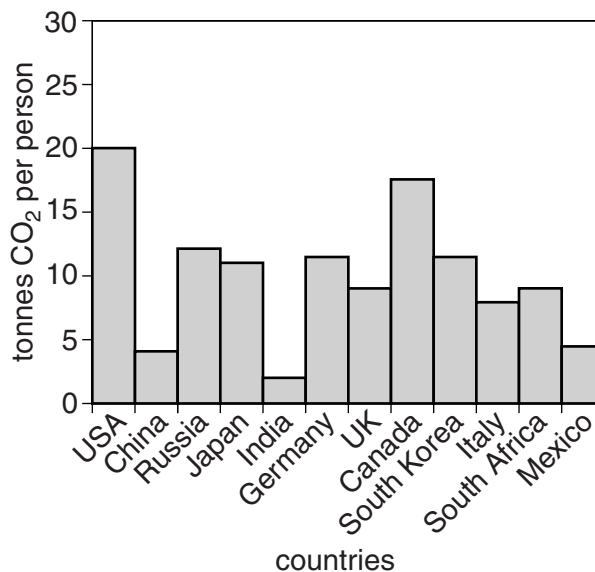


Fig. 3B

- (a) (i) What percentage of the world's carbon dioxide emissions is from the USA?
 [1]
- (ii) How many tonnes of carbon dioxide are emitted per person from China?
 [1]
- (iii) Suggest why there is such a difference in the tonnes of carbon dioxide emitted per person between the USA and China.

 [1]
- (iv) Nine of the countries in Fig. 3 emit over 5 tonnes of carbon dioxide per person. Suggest **three** reasons why they emit so much carbon dioxide.
 1

 2

 3
 [3]

BLANK PAGE

PLEASE TURN OVER FOR QUESTION 3(b)

World Map

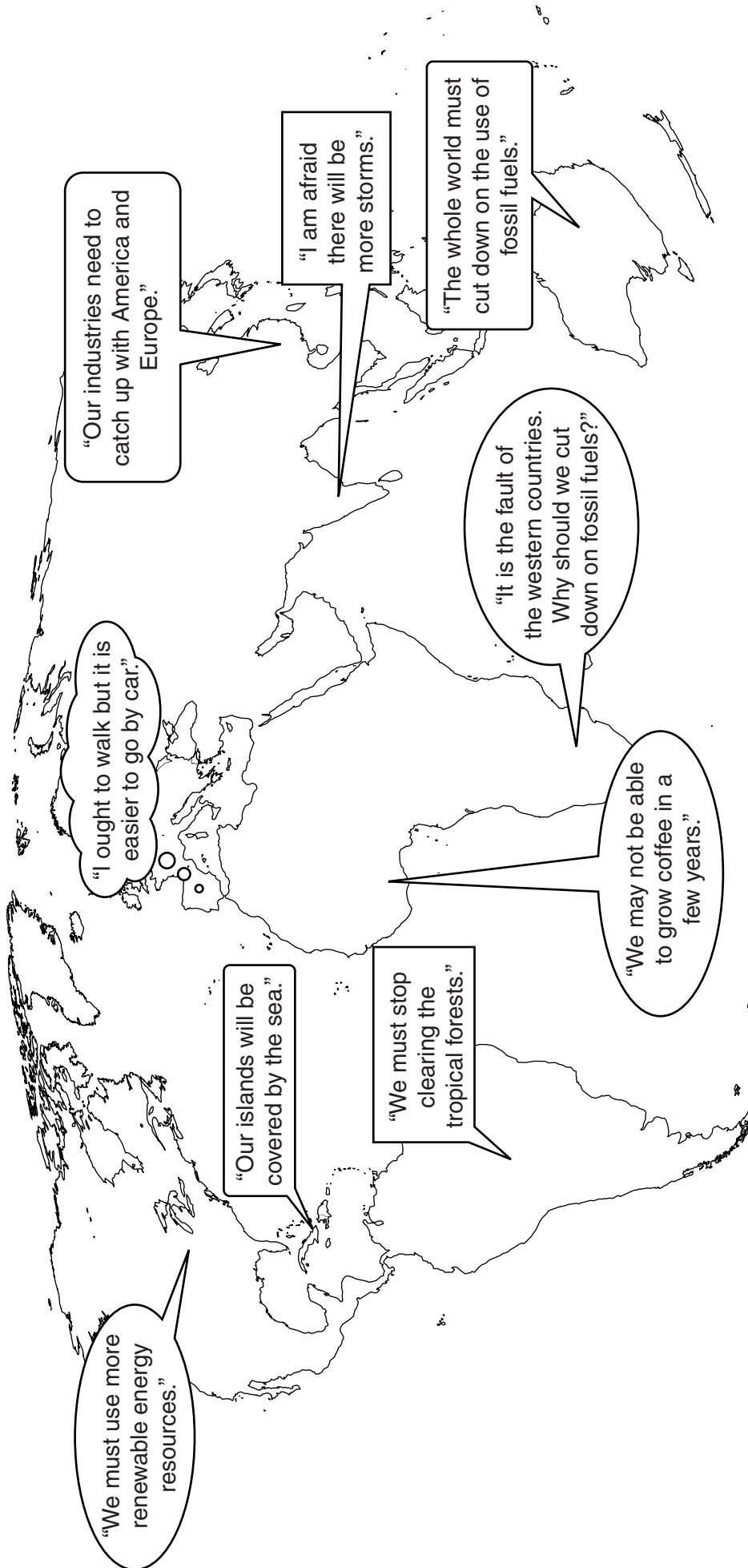


Fig. 4

(b) Study Fig. 4 which shows what people in different countries are saying about global warming.

(i) What is meant by *renewable* energy resources?

.....
..... [1]

(ii) Give **two** examples of renewable energy.

1
.....
2
..... [2]

(c) (i) Explain why some islands may be in danger of being covered by the sea.

.....
.....
.....
..... [2]

(ii) Explain **three** possible effects that global warming may have on crops and food supplies in the future.

1
.....
2
.....
3
..... [3]

BLANK PAGE

PLEASE TURN OVER FOR QUESTION 4

4 Study Fig. 5A which shows the trade pattern of Country A in 1977.

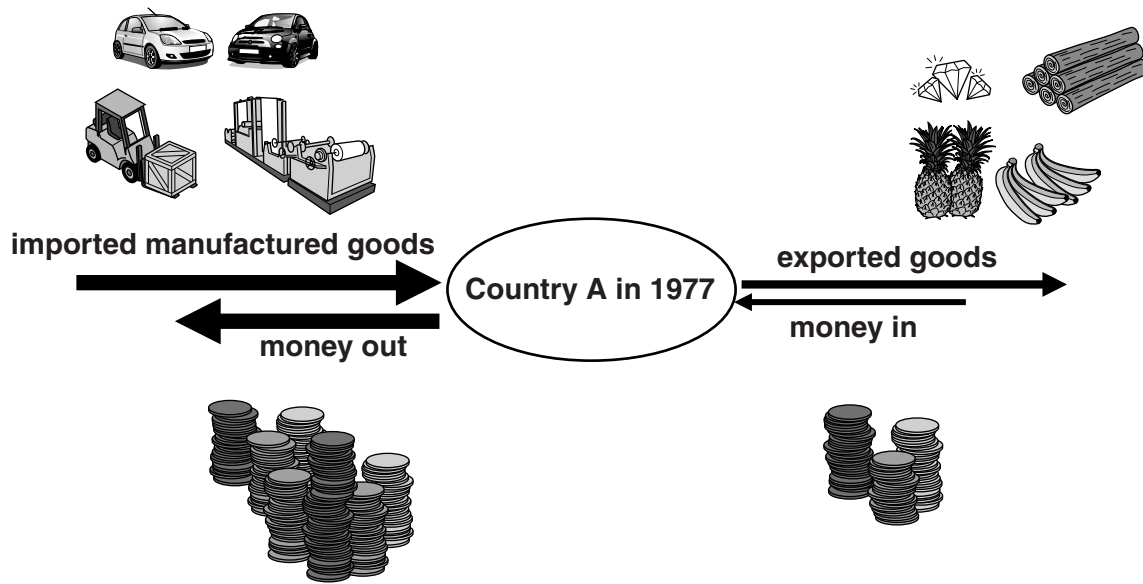


Fig. 5A

(a) (i) What type of goods did Country A export in 1977?
Tick the correct answer in the list below:

Primary Secondary Tertiary

[1]

(ii) Country A had a negative balance of trade in 1977.

Describe **two** problems that Country A would have had in 1977 because of this trade balance.

1

2

.....[2]

(b) Some money came into Country A in 1977 from tourism. Explain **three** of the economic problems that may arise if a country relies on tourism.

1

2

3

.....[3]

(c) Study Fig. 5A along with Fig. 5B, which show how the pattern of trade of Country A had changed by 2011.

For
Examiner's
Use

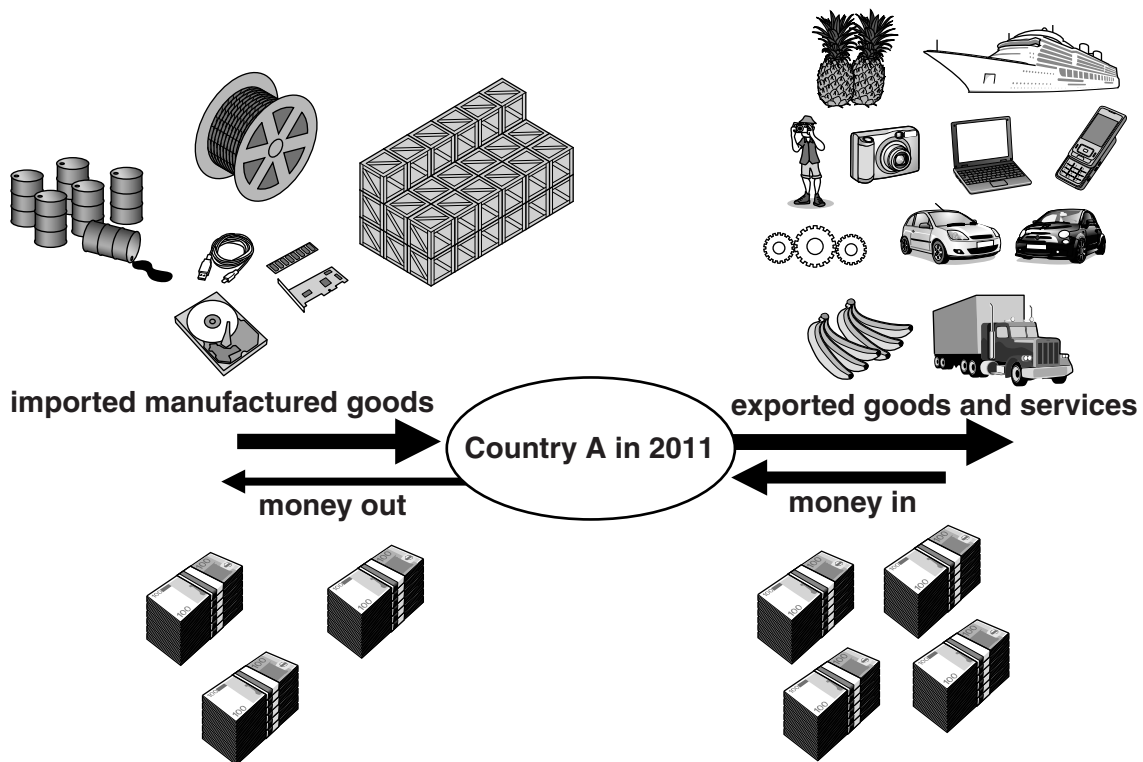


Fig. 5B

(i) By 2011 Country A had become a NIC. What do the letters NIC stand for?

.....[1]

(ii) Using Fig. 5A and Fig. 5B compare the changes in the trade pattern of Country A between 1977 and 2011.

.....
.....
.....
.....
.....
.....
.....
.....
.....
.....[4]

BLANK PAGE

Permission to reproduce items where third-party owned material protected by copyright is included has been sought and cleared where possible. Every reasonable effort has been made by the publisher (UCLES) to trace copyright holders, but if any items requiring clearance have unwittingly been included, the publisher will be pleased to make amends at the earliest possible opportunity.

University of Cambridge International Examinations is part of the Cambridge Assessment Group. Cambridge Assessment is the brand name of University of Cambridge Local Examinations Syndicate (UCLES), which is itself a department of the University of Cambridge.