



**Cambridge International Examinations**  
Cambridge International General Certificate of Secondary Education

CANDIDATE  
NAME

CENTRE  
NUMBER

--	--	--	--	--

CANDIDATE  
NUMBER

--	--	--	--



**DEVELOPMENT STUDIES**

**0453/02**

Paper 2

**October/November 2018**

**2 hours**

Candidates answer on the Question Paper.

No Additional Materials are required.

**READ THESE INSTRUCTIONS FIRST**

Write your Centre number, candidate number and name on all the work you hand in.

Write in dark blue or black pen.

You may use an HB pencil for any diagrams, graphs or rough working.

Do not use staples, paper clips, glue or correction fluid.

**DO NOT WRITE IN ANY BARCODES.**

Answer **all** the questions.

You may not need all the answer lines for your answer.

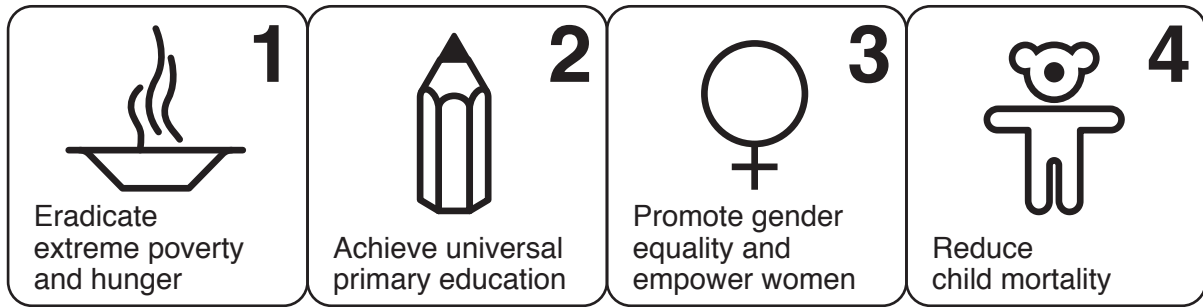
You should read and study the sources **before** answering the questions.

At the end of the examination, fasten all your work securely together.

The number of marks is given in brackets [ ] at the end of each question or part question.

This document consists of **19** printed pages and **1** blank page.

1 (a) Study Fig. 1.1, which shows the Millennium Development Goals.



### Millennium Development Goals



Fig. 1.1

(i) Explain what is meant by the following terms:

gender equality

.....  
 .....

universal primary education.

.....  
 ..... [2]

(ii) Goal 1 was to ‘eradicate extreme poverty and hunger’.

State **two** indicators which could be used to measure poverty and hunger.

1 .....

.....

2 .....

..... [2]

- (iii) Goal 6 was to 'combat HIV/AIDS, malaria and other diseases'.

Explain why it is important to reduce the amount of people suffering from diseases in developing countries.

.....

.....

.....

.....

.....

.....

.....

.....[3]

- (b) Study Fig. 1.2, which shows the results of a survey on the success of the Millennium Development Goals.

700 people from different parts of the world were asked the following question:  
'How successful do you think the Millennium Development Goals have been?'

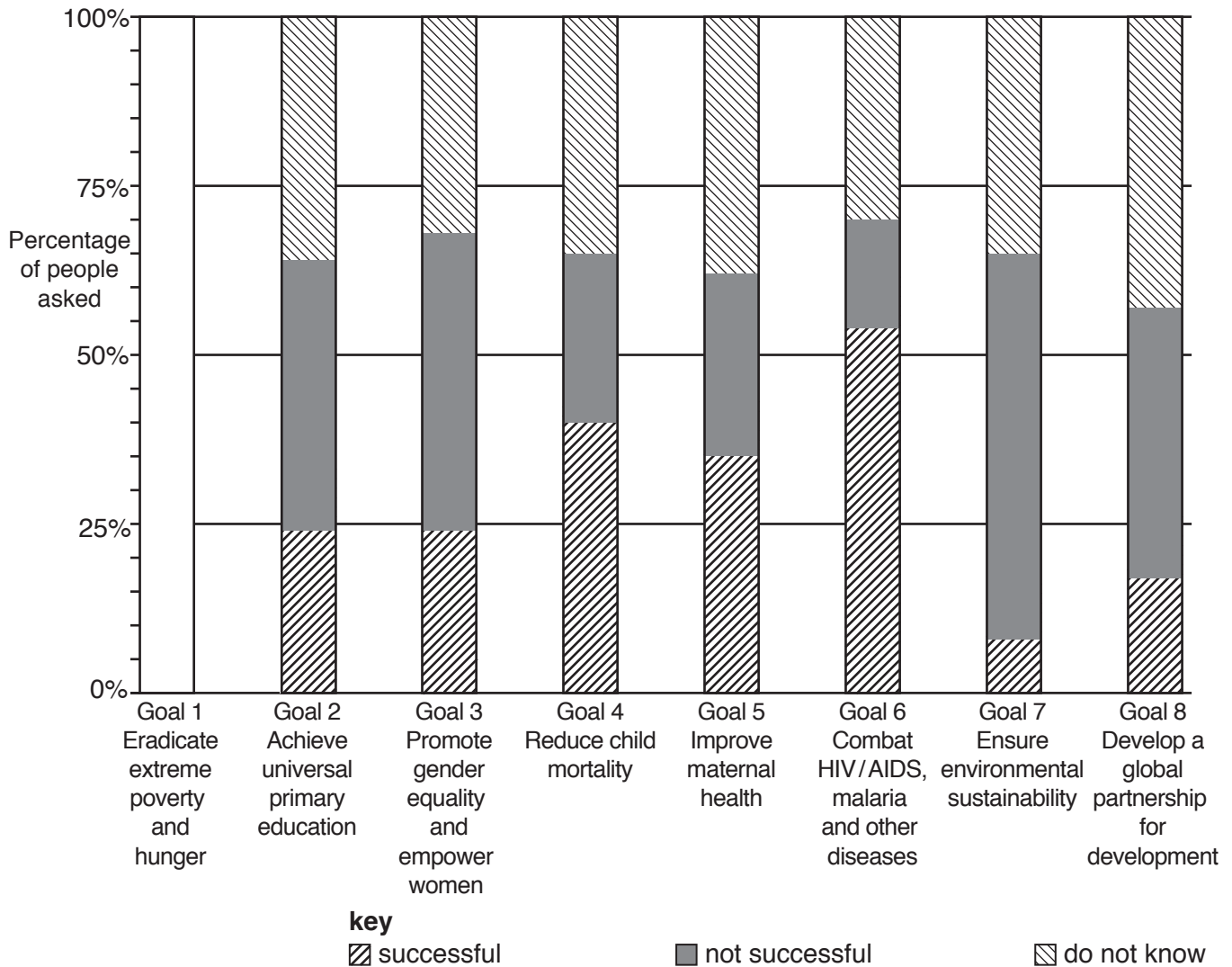


Fig. 1.2

- (i) Complete the bar for Millennium Development Goal 1 by plotting the following information:

Successful	18%
Not successful	52%
Do not know	30%


[3]

- (ii) Using Fig. 1.2, put the following goals in rank order according to how successful people think they have been. You should rank the goals from most successful to least successful.

Ensure environmental sustainability

Improve maternal health

Reduce child mortality

Most successful  Least successful	..... ..... .....
--	-------------------------

[1]

- (iii) Using Fig. 1.2, compare the opinions of the people interviewed about the success of Millennium Development Goals 3 and 6.

You should use statistics in your answer.

.....  
 .....  
 .....  
 .....  
 .....  
 .....  
 ..... [3]

- (iv) Suggest **two** reasons for the difference in opinions of the people surveyed about the success of the Millennium Development Goals.

For each reason you should explain your answer.

1 .....  
 .....  
 .....  
 .....  
 .....  
 .....  
 .....  
 .....  
 .....  
 ..... [4]

- (c) Study Table 1.3, which shows how successful the Millennium Development Goals have been in different parts of Asia.

Table 1.3

	Eastern Asia	South-Eastern Asia	Southern Asia	Western Asia
Goal 1 Eradicate extreme poverty and hunger	✓	□	□	✗
Goal 2 Achieve universal primary education	✓	□	□	□
Goal 3 Promote gender equality and empower women	□	✗	□	✗
Goal 4 Reduce child mortality	✓	□	□	□
Goal 5 Improve maternal health	□	□	□	✗
Goal 6 Combat HIV/AIDS, malaria and other diseases	✗	□	□	✗
Goal 7 Ensure environmental sustainability	□	□	✗	✗
Goal 8 Develop a global partnership for development	✓	✓	✗	✓

**key** ✓ = successful □ = partly successful ✗ = unsuccessful

- (i) Identify the following:

a Millennium Development Goal which has been partly successful in three parts of Asia;

.....

a Millennium Development Goal which has been unsuccessful in two parts of Asia.

.....[2]

- (ii) Compare the success of the Millennium Development Goals in Eastern Asia and Western Asia.

Refer to evidence from Table 1.3 in your answer.

.....

.....

.....

.....

.....

.....

.....

.....

.....

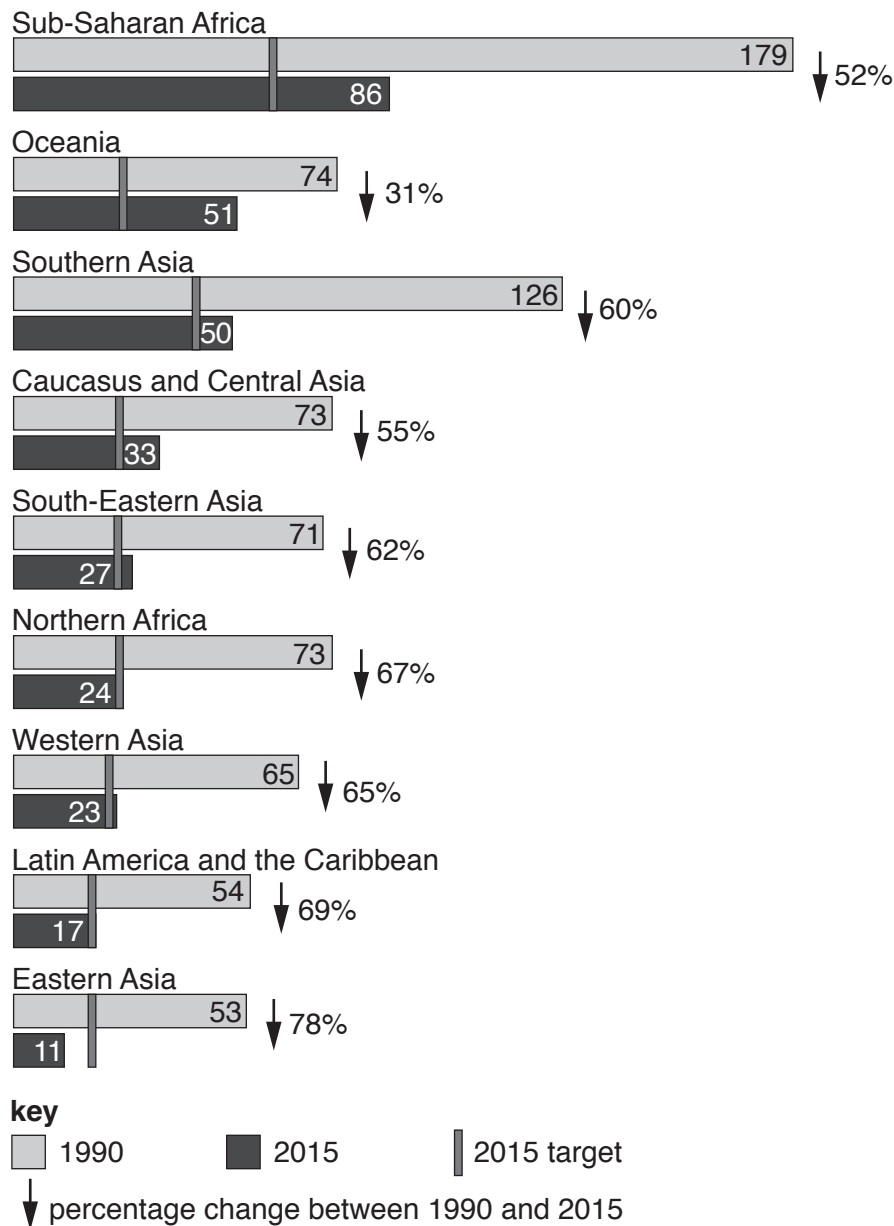
.....

.....

[Total: 24]

- 2 (a) Study Fig. 2.1, which shows information about changes in the under-five mortality rate in different parts of the world.

**Under-five mortality rate, 1990 and 2015  
(deaths per 1000 live births)**



**Fig. 2.1**

- (i) Millennium Development Goal 4 was to 'reduce child mortality'.

Explain what is meant by the term 'child mortality'.

.....  
 .....[1]



(ii) Identify the part of the world which had:

the highest level of child mortality in both 1990 and 2015;

.....

a decrease in child mortality of 49 per 1000 live births, from 1990 to 2015.

..... [2]

(iii) The target was to reduce child mortality by two thirds between 1990 and 2015.

Identify **two** parts of the world which met the 2015 target.

1 .....

2 ..... [2]



- (ii) Using the evidence in Fig. 2.2, explain how successful the vaccination programme against measles was in Sub-Saharan Africa between 1990 and 2013.

.....

.....

.....

.....

.....

.....

.....

.....

.....

.....

.....

[4]



**BLANK PAGE**

**Question 3 begins on the next page.**

- 3 (a) Study Fig. 3.1, which shows information about a research investigation conducted in Ondo State, Nigeria, a developing country in Sub-Saharan Africa.

The researchers wanted to find out why infant mortality was high in the area. A questionnaire was written and it was given to 20 mothers in a pilot study, who were asked to return it to the researchers when they had completed it.

In the main study a sample of 210 mothers of babies who were less than one year old was used. The researchers decided that they would complete the questionnaire face-to-face with the mothers, rather than leaving it for them to complete as they had done in the pilot study.

Fig. 3.1

- (i) What was the aim of the research described in Fig. 3.1?

.....  
.....[1]

- (ii) Suggest **two** reasons why these researchers conducted a pilot study.

1 .....  
.....  
2 .....  
.....[2]

- (iii) Suggest reasons why the researchers decided to complete the questionnaire face-to-face with the mothers, rather than leaving it for them to complete and return.

.....  
.....  
.....  
.....  
.....  
.....  
.....  
.....  
.....  
.....  
.....[4]

- (iv) The 210 people who were selected to complete the questionnaire could have been selected using a random sample, a systematic sample or a stratified sample.

Which type of sample do you think would have been best? Justify your choice.

Type of sample .....

Justification .....

.....

.....

.....[2]

- (v) State **one** other source of primary data and **one** source of secondary data which the researchers could have used in this study.

Primary .....

.....

Secondary .....

.....[2]

- (vi) Give **two** reasons why secondary data is **not** always reliable.

1 .....

.....

2 .....

.....[2]

(b) Study Fig. 3.2, which is a question taken from the survey conducted in Ondo State, Nigeria.

For each of the following do you think this is a cause of babies dying in their first year?

Cause of babies dying in their first year	Agree	Disagree	Do not know
• frequent pregnancy			
• age of the mother			
• poor nutrition			
• poverty			
• lack of medical care			

Fig. 3.2

Fig. 3.3 shows the results of the answers from the 210 mothers.

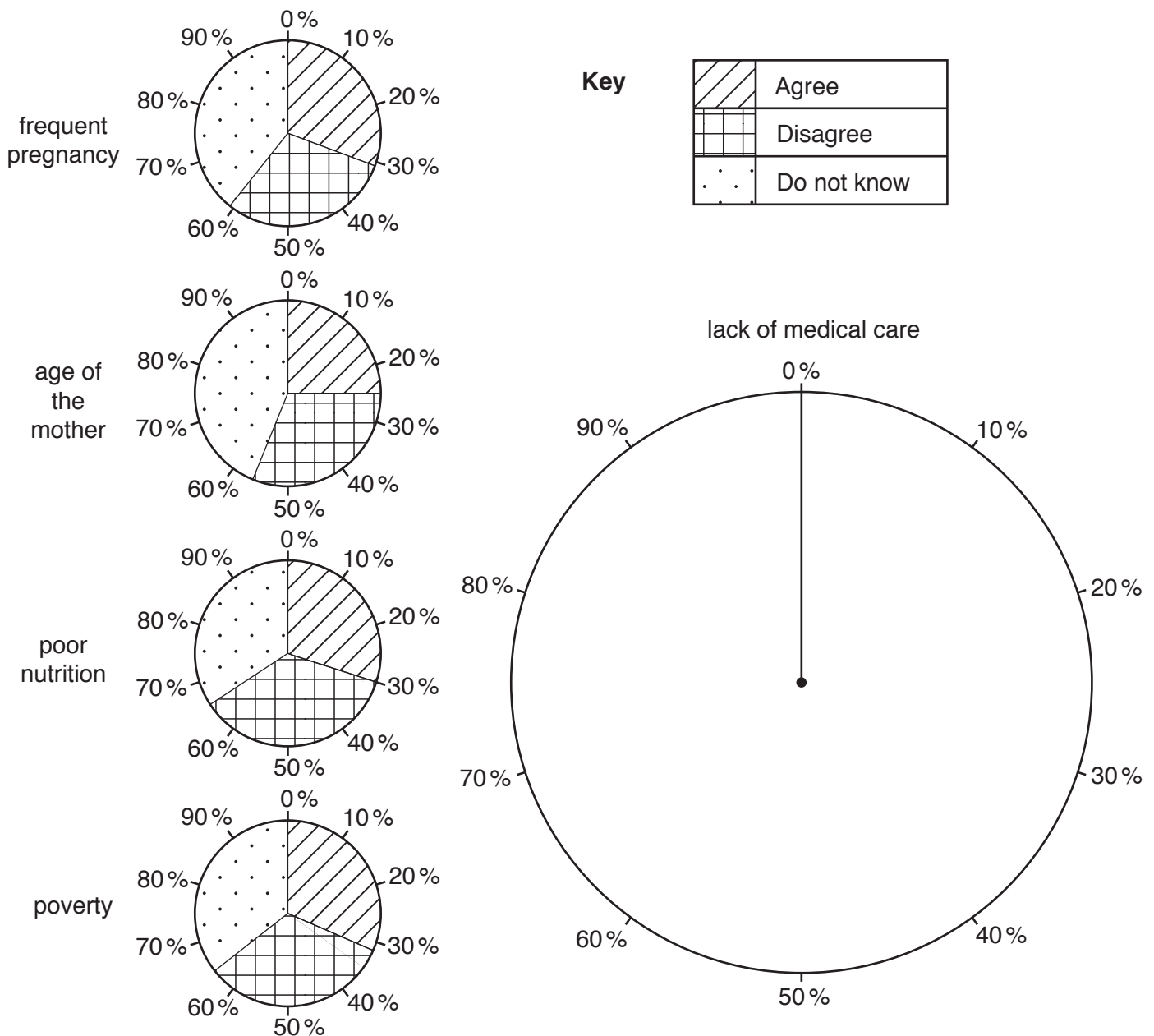


Fig. 3.3



- (i) Complete Fig. 3.3 by plotting the following information:

*Lack of medical care*

*Agree = 25%*

*Disagree = 35%*

*Do not know = 40%*

[3]

- (ii) What conclusions can be made from the information plotted in Fig. 3.3? Refer to statistics in your answer.

.....  
.....  
.....  
.....  
.....  
.....  
.....  
.....  
.....  
.....  
.....[4]

[Total: 20]

- 4 (a) Study Fig. 4.1, which shows some of the Sustainable Development Goals. These replaced the Millennium Development Goals in 2015.



## Sustainable Development Goals




Fig. 4.1

- (i) What is meant by the term 'sustainable development'?

.....  
 ..... [1]

- (ii) Identify the Sustainable Development Goal for which infant mortality and child mortality rates would be the **best** indicators.

Tick **one** goal in Table 4.2 below.

Table 4.2

Sustainable Development Goal	Tick (✓)
Achieve gender equality and empower all women and girls	
Conserve and sustainably use the oceans, seas and marine resources for sustainable development	
Ensure healthy lives and promote wellbeing for all at all ages	
Reduce inequality within and among communities	

[1]



(ii) Explain what can be done in developing countries to reduce inequality.

.....  
.....  
.....  
.....  
.....  
.....  
.....  
.....  
.....  
.....  
.....  
.....  
.....  
.....  
.....  
.....  
..... [6]

[Total: 17]

---

Permission to reproduce items where third-party owned material protected by copyright is included has been sought and cleared where possible. Every reasonable effort has been made by the publisher (UCLES) to trace copyright holders, but if any items requiring clearance have unwittingly been included, the publisher will be pleased to make amends at the earliest possible opportunity.

To avoid the issue of disclosure of answer-related information to candidates, all copyright acknowledgements are reproduced online in the Cambridge International Examinations Copyright Acknowledgements Booklet. This is produced for each series of examinations and is freely available to download at [www.cie.org.uk](http://www.cie.org.uk) after the live examination series.

Cambridge International Examinations is part of the Cambridge Assessment Group. Cambridge Assessment is the brand name of University of Cambridge Local Examinations Syndicate (UCLES), which is itself a department of the University of Cambridge.