

Cambridge IGCSE™

 CANDIDATE
NAME

--

 CENTRE
NUMBER

--	--	--	--

 CANDIDATE
NUMBER

--	--	--	--

DEVELOPMENT STUDIES
0453/01

Paper 1

October/November 2020
2 hours

You must answer on the question paper.

No additional materials are needed.

INSTRUCTIONS

- Answer **all** questions.
- Use a black or dark blue pen. You may use an HB pencil for any diagrams or graphs.
- Write your name, centre number and candidate number in the boxes at the top of the page.
- Write your answer to each question in the space provided.
- Do **not** use an erasable pen or correction fluid.
- Do **not** write on any bar codes.

INFORMATION

- The total mark for this paper is 80.
- The number of marks for each question or part question is shown in brackets [].

 This document has **20** pages. Blank pages are indicated.

- 1 (a) Study Fig. 1.1, a bar chart that shows exports and imports of agricultural products for selected developing countries.

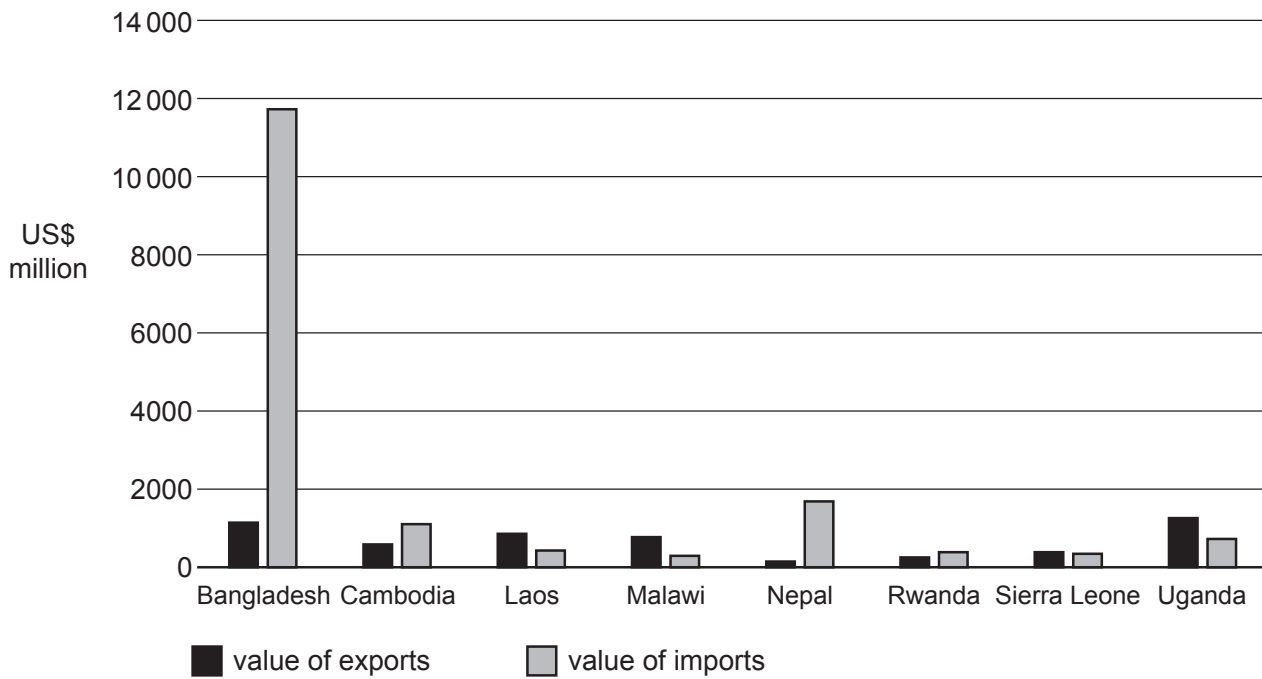


Fig. 1.1 Agricultural exports and imports

- (i) Identify the country that imports the highest value of agricultural products.
 [1]
- (ii) Give **two** reasons why some countries import more agricultural products than they export.
 1

 2
 [2]

(iii) Describe the possible effects on services, such as health or education, when a government tries to reduce its debt.

.....

.....

.....

.....

.....

..... [3]

- 2 (a) Study Fig. 2.1, which shows an indoor farm in an urban area that uses hydroponics, a modern farming method and Fig. 2.2, an illustration of hydroponic farming.



Fig. 2.1

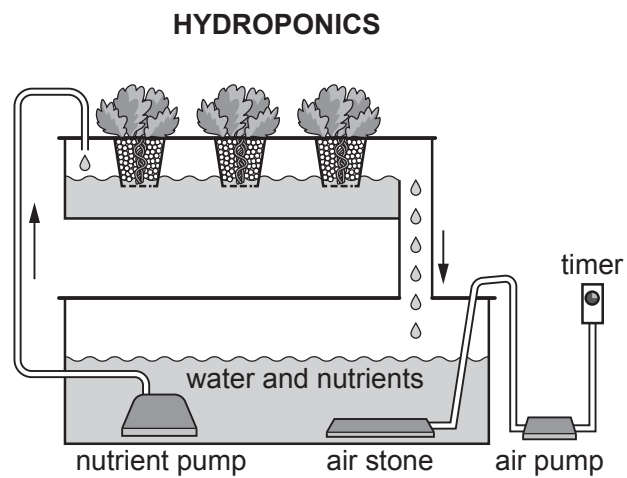


Fig. 2.2

(i) Pressure on food resources is an impact of rapid urbanisation.

Using Fig. 2.1 and Fig. 2.2, explain how hydroponics increases agricultural output in an urban area.

.....
.....
.....
.....
.....
.....
..... [3]

(ii) Suggest **two** advantages to the local urban community of a farm such as that shown in Fig. 2.1.

1
.....
2
..... [2]

(b) Name **two** ways of increasing agricultural output, other than hydroponics.

1
2 [2]

(c) Explain why governments of developing countries need to encourage the use of modern farming methods.

.....
.....
.....
.....
.....
.....
..... [4]

- (d) Study Table 2.1, which shows the consumption of livestock products (meat) per person in different parts of the world in two different years.

Table 2.1

Region	1998 Meat (kg per person)	2030 (estimated) Meat (kg per person)
Middle East and North Africa	21	35
South America and the Caribbean	54	77
Asia	43	70
Sub-Saharan Africa	9	13

- (i) Identify the region that will have the largest increase in meat consumption (kg per person) by 2030.

..... [1]

- (ii) Suggest **two** ways that consumers can promote sustainable development in commercial livestock farming.

1

.....

2

.....

[2]

- 3 (a) Study Fig. 3.1, which describes the use of child labour in the mining industry in a developing country.

Children as young as seven are searching the mines for rocks that contain cobalt, a very important element for powering the batteries used in the global production of smartphones, laptops and electric vehicles.

The children have no masks to wear to protect their developing lungs from the dust and they suffer from extreme tiredness. They are at risk from serious accidents and illnesses. However, large families in developing countries require more than one or two incomes to feed everyone, especially if there are few jobs for the parents. For the mine owners it is more cost-effective to pay small children, who are more obedient.

Fig. 3.1

- (i) Using Fig. 3.1, identify **three** reasons why there is child labour in the mining industry.

1

.....

2

.....

3

.....

[3]

- (ii) Explain why it is difficult for governments to take action against companies who use child labour.

.....

.....

.....

.....

.....

.....

.....

.....

.....

.....

[4]

- (b) Study Fig. 3.2, which shows the value of remittances sent by migrants from developing countries to their region of origin.

Remittances are amounts of money sent back home by people who are living abroad.

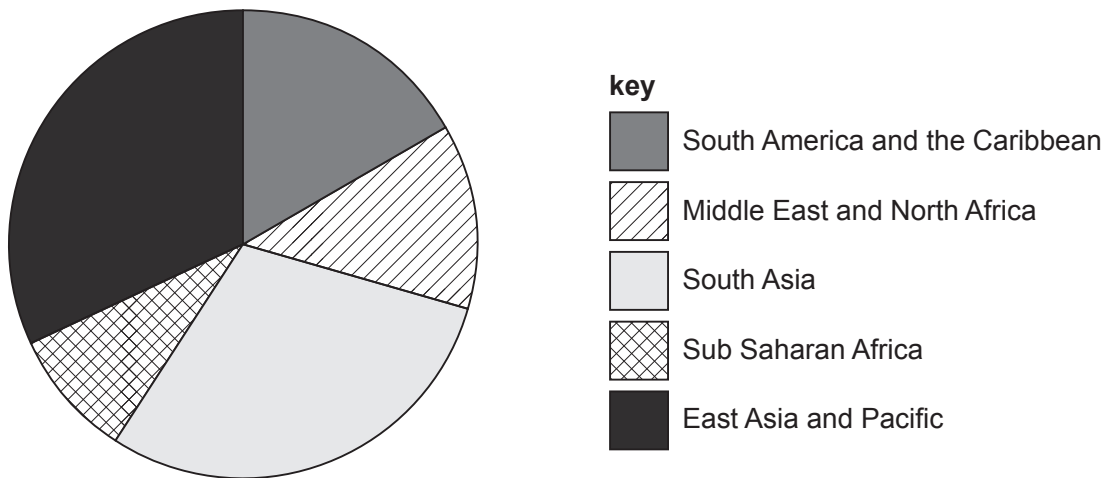


Fig. 3.2 Value of remittances received by region

- (i) What is meant by the term *economic migrant*?

.....
..... [1]

- (ii) Which region received the lowest value of remittances?

..... [1]

- (iii) Suggest reasons why there is a variation in the value of remittances sent by migrants to their region of origin.

.....
.....
.....
.....
.....
..... [3]

- (c) Outsourcing is the transferring of part of the work of a company to another organisation somewhere else.

Choose, from the list below, **one** part of a multinational company

call centres	research	sales
computer programming	head office	

- that is usually outsourced to another organisation

.....

- that usually remains in the home country.

.....

[2]

4 (a) Study Fig. 4.1, which shows the formation of acid rain.




Fig. 4.1

(i) Use Fig. 4.1 and words from the list to complete the sentences below.

sulfur and nitrogen	ozone	nitric and sulfuric acid	
renewable energy	water	fossil fuels	carbon dioxide

Factories and cars burn which emit oxides of
..... . Fumes combine with the
..... droplets in the atmosphere. When the rain falls, it
becomes dilute [2]

(ii) Explain how acid rain affects people and the environment.

.....
.....
.....
.....
.....
.....
..... [4]

(iii) Suggest **two** ways to reduce acid rain.

1

.....

2

.....

[2]

(b) Study Fig. 4.2, which shows the Gross National Income (GNI) per person of the countries which have the greatest and the least impact upon the environment and human health.

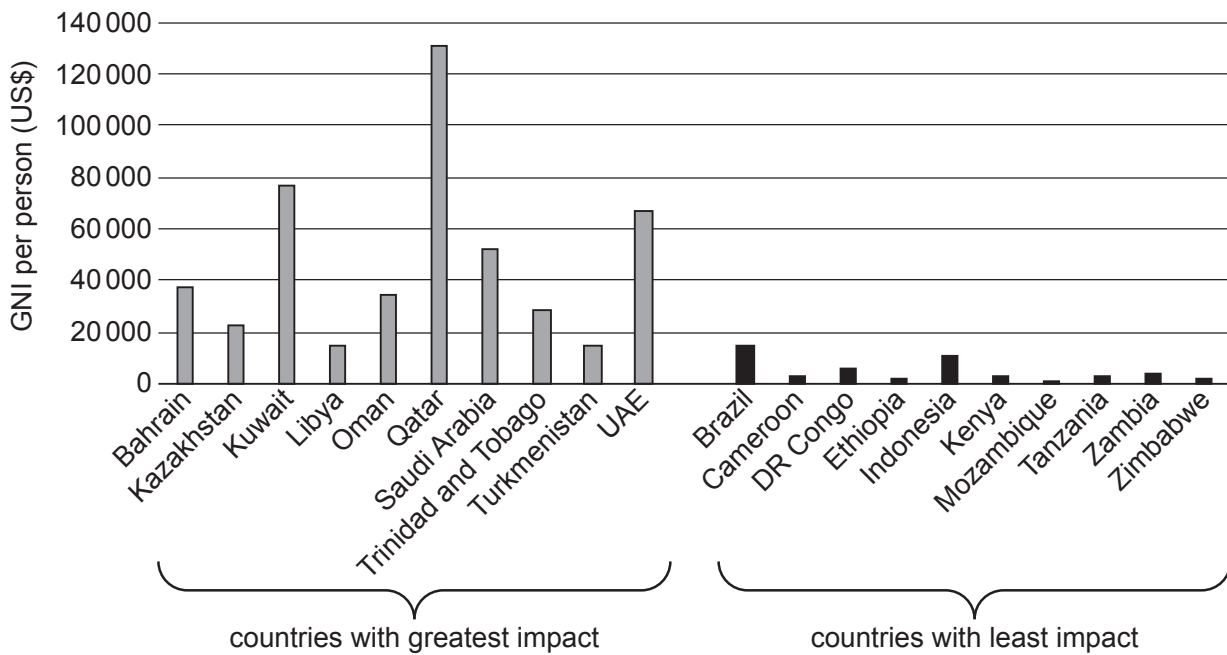


Fig. 4.2

(i) Identify the relationship between a country's GNI per person and its impact on the environment and human health.

.....

..... [1]

(ii) Give **one** reason why a country with a high GNI per person may have a negative impact on the environment.

.....

..... [1]

(iii) State **two** indicators used to calculate the Human Development Index.

1

2

[2]

(c) Suggest why some aspects of development, such as political freedom, are difficult to measure.

.....

.....

.....

..... [2]

BLANK PAGE

BLANK PAGE

Permission to reproduce items where third-party owned material protected by copyright is included has been sought and cleared where possible. Every reasonable effort has been made by the publisher (UCLES) to trace copyright holders, but if any items requiring clearance have unwittingly been included, the publisher will be pleased to make amends at the earliest possible opportunity.

To avoid the issue of disclosure of answer-related information to candidates, all copyright acknowledgements are reproduced online in the Cambridge Assessment International Education Copyright Acknowledgements Booklet. This is produced for each series of examinations and is freely available to download at www.cambridgeinternational.org after the live examination series.

Cambridge Assessment International Education is part of the Cambridge Assessment Group. Cambridge Assessment is the brand name of the University of Cambridge Local Examinations Syndicate (UCLES), which itself is a department of the University of Cambridge.