



Cambridge International Examinations
Cambridge International General Certificate of Secondary Education


CANDIDATE
NAME

CENTRE
NUMBER

--	--	--	--	--

CANDIDATE
NUMBER

--	--	--	--



ENGLISH AS A SECOND LANGUAGE

0511/23

Paper 2 Reading and Writing (Extended)

May/June 2018

2 hours

Candidates answer on the Question Paper.

No Additional Materials are required.

READ THESE INSTRUCTIONS FIRST

Write your Centre number, candidate number and name on all the work you hand in.

Write in dark blue or black pen.

Do not use staples, paper clips, glue or correction fluid.

DO **NOT** WRITE IN ANY BARCODES.

Answer **all** questions.

Dictionaries are **not** allowed.

At the end of the examination, fasten all your work securely together.

The number of marks is given in brackets [] at the end of each question or part question.

This syllabus is approved for use in England, Wales and Northern Ireland as a Cambridge International Level 1/Level 2 Certificate.

This document consists of **15** printed pages and **1** blank page.

Exercise 1

Read the information sheet about scuba diving, and then answer the following questions.

SCUBA DIVING

Scuba diving is one of the fastest growing adventure sports. Every year, millions of people go scuba diving in locations all over the world. Scuba is short for self-contained underwater breathing apparatus, which means carrying a tank of air on your back, connected to a mouthpiece so that you can breathe.



Where can you dive?

If you enjoy scuba diving, you may like to try diving near reefs, where you can see many colourful fish, or around shipwrecks, which can be found at the bottom of the sea. One of the most popular sites is the wreck of the Yongala, in the warm waters off the coast of Queensland, Australia. Another is the wreck of the SMS Coln, which can be found in the cold waters of Scotland. Many divers enjoy searching for objects from shipwrecks, such as coins, old plates and even gold. One ship frequently explored is from Sweden. It was transporting vehicles when it sank, and many of these can still be seen on board.

Scuba diving safety

- Never go diving on your own, and don't be tempted to simply get into the water without proper training.
- Take a diving course. As scuba diving is very popular, diving schools can be found all over the world, especially at diving resorts. It's a good idea to research courses before you go, or to ask friends for recommendations. The first part of the course is academic study. The second part is training in shallow water, usually in a pool. Finally, you'll do some training in open water. You'll have to learn a range of skills. Most people think that breathing only through your mouth will be the most challenging, but actually, clearing water out of your mask is more problematic.
- Once you have completed the course, you'll receive a diving certificate, often called a C-card. Keep it in a safe place, as you'll usually be asked to show it when hiring scuba diving equipment or booking a dive. It has your photo, name and other details on it, so you won't need an ID card as well.
- Consider the possibility of decompression sickness. This is known as 'the bends' among scuba divers, although the correct name for the illness is Caisson's disease. It can lead to serious health problems when the diver returns to the surface. This is why going back up to the surface too quickly is something divers must never do. Diving in very cold water or eating before diving aren't connected with decompression sickness; however, going too deep or diving for too long are well-known risks.

The main things with scuba diving are to stay safe and enjoy it!

- (a) What do the letters SCUBA stand for?
.....[1]
 - (b) If you prefer to dive in warmer water, which shipwreck should you visit?
.....[1]
 - (c) What can divers see on the Swedish shipwreck?
.....[1]
 - (d) On a diving course, what type of learning takes place before students get into the water?
.....[1]
 - (e) Which is the most difficult skill to learn on a diving course?
.....[1]
 - (f) What should you take with you when you book a dive?
.....[1]
 - (g) What is the medical name for decompression sickness?
.....[1]
 - (h) What should divers avoid doing in order to prevent decompression sickness?
Give **two** details.
.....
.....[2]
- [Total: 9]

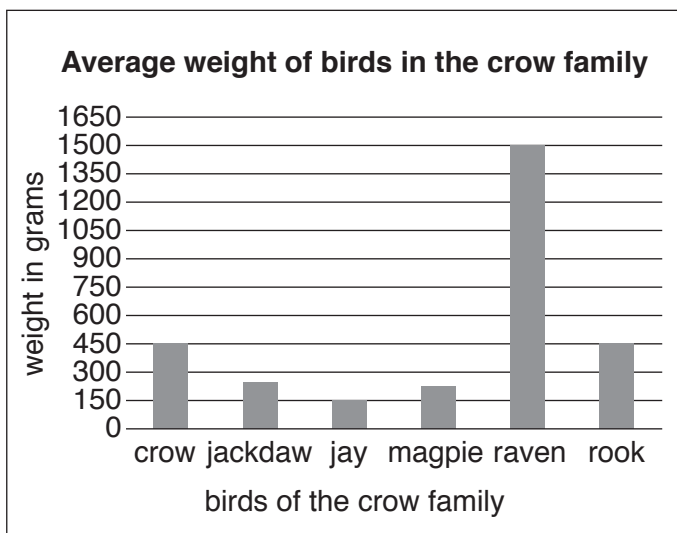
Exercise 2

Read the article about a woman who has a pet bird, and then answer the following questions.

Caroline's pet rook

Caroline Allen, a teacher from England, isn't unusual in having a pet. However, hers isn't the usual cat or rabbit, but a rook called Spike. Rooks are black birds, about forty-five centimetres tall, which can be found all over Europe, America and western Asia. Spike came to Caroline's family by accident. Her children found the baby bird alone, and they thought its parents had abandoned it. In fact, it was simply learning to fly. However, by the time the children had taken the bird home, it was too late for Caroline to try to return it to its parents. She considered taking it to a wildlife organisation once it was grown up, but when she researched this option, she discovered that returning them to the wild often isn't successful, so she decided to keep the bird instead. The children named the bird Spike, and made a cage out of wire and wood, with branches to perch on. Despite all the effort that went into making the cage, Caroline says Spike is in it very rarely, choosing instead to sit under her chair in the study.

Spike has lived with Caroline for fifteen years now. On average, rooks survive for twenty years, although one rook is known to have lived to be twenty-two. Rooks and crows are both members of the crow family. Although they can be seen in towns, they are mainly found in the countryside. I sometimes see crows in my local park, and when I was invited to meet Spike recently, I noticed he looked very similar to them. When I mentioned this to Caroline, she admitted it was only after Spike arrived that she found out rooks can be distinguished by the greyish-white skin around their beaks. I'd always assumed that rooks' feathers were entirely black, but once I was close to Spike, I noticed something unexpected: they actually have a purple shine to them.



Rooks are sociable by nature, and Caroline thinks this is why Spike adapted so well to living with her family. Her children have left home now, but whenever they visit their mother's house, Spike greets them enthusiastically – whereas he completely ignored me! Rooks make a wide range of noises, which can be divided into two main groups – companion calls and context calls. An example of the first is the noise a rook makes in order to be sociable, and the second includes expressing alarm. Caroline didn't realise that rooks can be taught to say words, although she knew that other birds such as parrots can do so.

One thing Caroline has found out about rooks is that they like hiding food. In Spike's case, this means under rugs, and even between the pages of books. Although Spike prefers human food such as bread with butter, and cheese biscuits,

generally a rook's diet consists of insects and seeds. Remarkably for a bird, Spike doesn't seem to like being outside much, and he now spends even less time outside than he used to. Even when the door to the garden is open, he doesn't try to escape.

These days, Spike wakes up later than when he was younger. He still starts his morning calls earlier in the spring than in the darker winter days though, and Caroline says that is one of the few things she likes about winter. She once tried covering his cage at night to stop him waking the family, but he panicked, flapping his wings and jumping up and down. She consulted the internet, and discovered that rooks like to be on constant look-out. Caroline never covered him up again.

- (a) What did Caroline's children believe had happened to the young rook?
.....[1]
- (b) Where in the house does Spike prefer to spend his time?
.....[1]
- (c) How long do rooks usually live for?
.....[1]
- (d) In what type of environment do rooks and crows most commonly live?
.....[1]
- (e) What colour was the writer surprised to see when he looked at the rook's feathers?
.....[1]
- (f) According to the chart, how much does the lightest member of the crow family usually weigh?
.....[1]
- (g) What evidence is there that Spike recognises people?
.....[1]
- (h) What is the term for the type of calls which includes those made by rooks when they sense danger?
.....[1]
- (i) What do wild rooks usually eat?
.....[1]
- (j) How is Spike's routine different now that he's older? Give **two** details.
.....
.....[2]
- (k) What has Caroline learned about rooks since Spike became her pet? Give **four** details.
.....
.....
.....
.....[4]

[Total: 15]

Exercise 3

Aoife Doyle lives with her parents and her brother Rory Doyle at 11 Ellagh Road, Headford, Galway, NE2 684, Ireland. Aoife attends Gort College, which is in Frith Street, Belclare, Galway, Ireland, and recently took the Leaving Certificate, the end of school exam. She has just got her results, and is very pleased with her score of 500 points. Although Aoife wants to be a teacher, she'd like to go abroad before university, and thinks it would be better to travel now, rather than at the end of her training, when she'll need to look for a job.

Recently, Aoife's teacher of English, Mr. O'Brien, told her about the School Exchange Program, which offers young people the chance to spend a year studying at a high school in the US, between leaving their own school and going to university. Mr. O'Brien sent a link to the website – www.usaschoolexchange.us – to Aoife's email address, doylegirl99@housenet.ie – so she could look at it. She went onto the website, and downloaded the application form. She thinks the exchange sounds like a great idea, and it will be helpful to her in her future career to experience the education system in a different country.

If the School Exchange Program accepts her application, Aoife will need to travel to London, England to attend an interview. Even though Aoife is now 18, and will be 19 by the time she goes to the US, her father said he would prefer to go with her to the interview, as it is a long way to travel alone. They both already have Irish passports.

Aoife needs to decide whether she would like to stay with a host family in the US and attend a day school, or study at a residential school. She has always been to a day school in Ireland, but thinks it will be easier to make new friends in the US if she is living with her classmates. Aoife currently studies with both boys and girls, and would prefer this in the US, rather than going to a girls-only school.

On the exchange website, it says that applicants stand a better chance of being offered a place if they are prepared to go anywhere in the US. Aoife has never been to the US, and has no preference regarding which part of the country she goes to. However, as she's from the countryside, she wants to go to school in a city or town. Aoife's favourite subjects at school are art and music, but the website says that one of the benefits of the exchange is that students have a chance to study subjects that aren't offered in their own school, or are taught in a different way. Aoife thinks it would be good to take a class in US history, so she can learn about the country she'll be living in, and she also wants to study photography if the school she goes to offers it.

Imagine you are Aoife. Fill in the form, using the information above.

School Exchange Program Application form

Section A: Personal details

Full name:

Age:

Home address:

Nationality:

Email address:

Please give details of your most recent academic qualification(s).

Qualification(s):

Results:

Section B: Studying in the US

- residential school / day school (please underline)

- girls only boys only mixed no preference (please tick)

- urban area / rural area / no preference (please circle)

Which **two** subjects are you particularly interested in studying while you are in the US?

.....

.....

Section C

In the space below, write **one sentence** of between 12 and 20 words, stating what your future career plans are **and** how you think that going on the School Exchange Program will help you with these plans.

[Total: 8]

Exercise 4

Read the article about zebra crossings, and then complete the notes.

Using special effects to stop traffic

Zebra crossings can be found in most countries around the world. These are the alternating black and white stripes which are painted on the road surface, and are designed to warn drivers that pedestrians may be trying to cross the road. Unfortunately, research has shown that these crossings are not always very effective. A recent study by Sweden's Lund University revealed that in fact three out of four drivers maintain the same speed or even speed up as they approach a crossing, rather than stopping to allow pedestrians to cross. According to the study, only 5% of drivers stop even when they see someone trying to cross.

In an attempt to make zebra crossings safer, authorities in Taizhou and Xingsha in China asked a group of artists to redesign them. The artists came up with an imaginative solution. They painted clearly visible stripes on the road and in order to make these appear three dimensional (3D), the artists used brightly coloured paint. In some places, they made the stripes on the road resemble solid pieces of wood. So far, the new-style crossings have been a success. As one person explains, "Because of the 3D effect, drivers can't help slowing down." Traffic police have also noted that many pedestrians were reluctant to use the old-style zebra crossings because traffic rarely stopped. However, pedestrians are more confident in using the new-style crossings. This is because they realise that drivers are now more likely to give them a chance to cross.



In India, artists Saumya Pandya Thakkar and Shakuntala Pandya had seen images of some 3D zebra crossings. So when the two women were invited to find a new way to make road crossings safer in their home city of Ahmedabad, they decided to try out the same technique. Since new-style crossings were painted across four of Ahmedabad's most dangerous highways, the number of accidents has decreased significantly, and there are now plans to try the idea in other areas of India.

The idea is also appealing to business people looking for new markets. In China, one manufacturer is already selling an alternative to the painted version of the 3D crossings – stick-on versions which are easier to install.

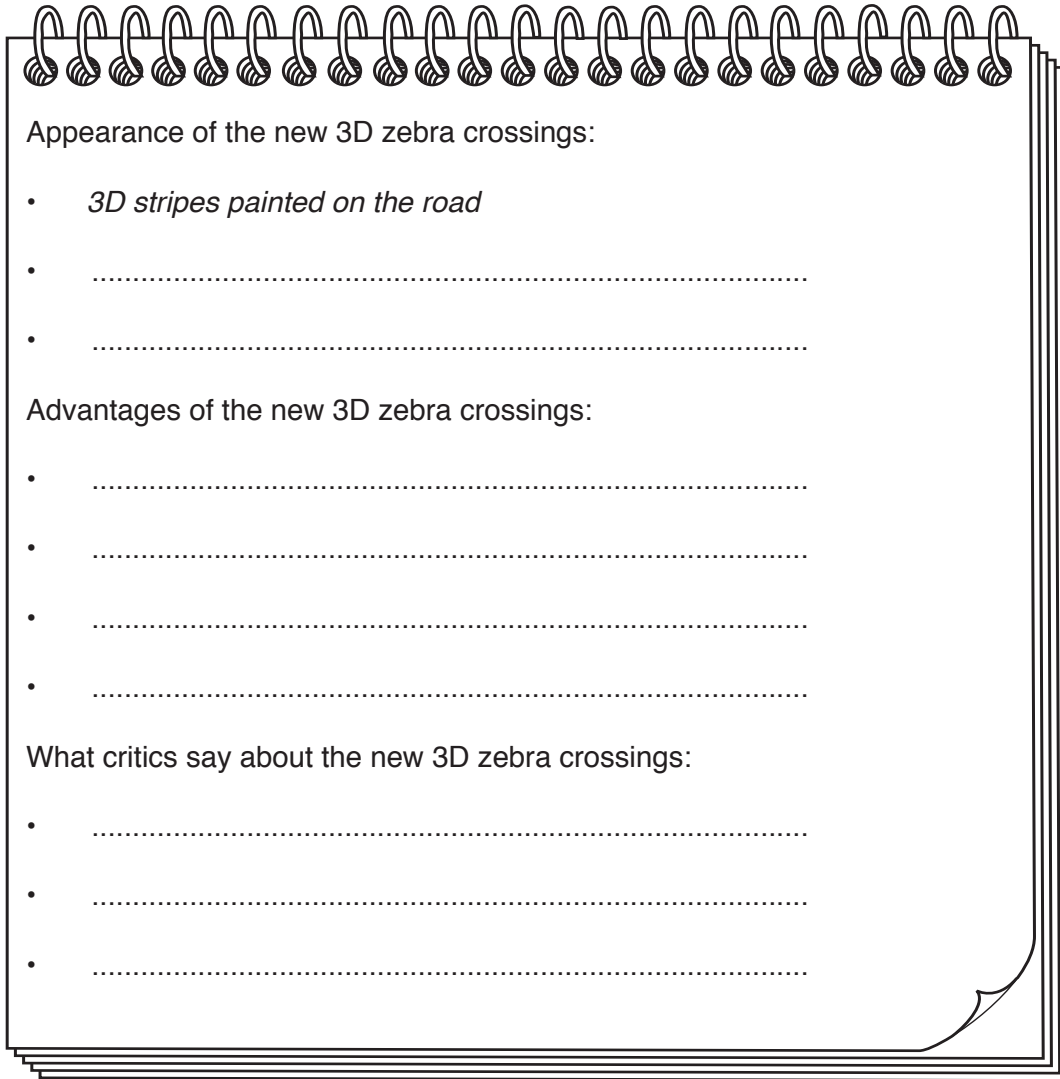
Naturally, there are some people who are critical of the new 3D crossings as a way of helping pedestrians to cross roads. Some claim that the bright colours on the road could distract drivers and stop them from concentrating on driving safely. Others point out that the 3D crossings could cause drivers to stop suddenly. This could potentially cause accidents with the vehicles behind. However, so far, there is very little evidence to support these criticisms.

In the past, the US city of Philadelphia has also tried using 3D shapes to slow down traffic, but critics of the experiment raised an objection that could equally apply to the 3D zebra crossings in China and India. Namely, won't they stop being effective once drivers get used to them? Only time will tell!

You have been asked to give a talk to your class about the new 3D zebra crossings as part of a project on road safety.

Prepare some notes to use as the basis for your talk.

Make short notes under each heading.



Appearance of the new 3D zebra crossings:

- *3D stripes painted on the road*
-
-

Advantages of the new 3D zebra crossings:

-
-
-
-

What critics say about the new 3D zebra crossings:

-
-
-

[Total: 9]

Exercise 5

Read the article about cutlery (knives, forks and spoons) which you can eat.

Write a summary about the advantages of edible cutlery compared to plastic cutlery, AND the disadvantages.

Your summary should be about 100 words long (and no more than 120 words long). You should use your own words as far as possible.

You will receive up to 6 marks for the content of your summary and up to 5 marks for the style and accuracy of your language.

Cutlery you can eat

Plastic waste is everywhere, adding to the pollution on land and in the sea. Plastic cutlery – knives, forks and spoons – contributes to this enormous problem. Recyclable paper plates and cups have been available and widely used for several years, but as cutlery can't be made out of paper, plastic cutlery has remained in common use. Estimates suggest that the US alone uses 40 billion pieces of plastic cutlery a year, the majority of which is thrown away. In the last few years, however, an Indian company called Bakeys has come up with an idea which it hopes will mean that there will be less plastic waste in future – cutlery that you can eat.

The company's first product is a spoon, which is made of sorghum (an ancient grain), rice and wheat flour. Company founder Narayana Peesapaty says he wanted to use natural materials to produce the spoons rather than using chemicals, which are required to produce plastic. This does mean, however, that the spoons are less strong, and can break easily when being used and transported.

"The spoons are dry, because we don't put any fat in them. They can go with any food, because the taste of the food gets into the spoon," says Peesapaty. The spoons are made in a variety of sizes, and so they can be used for serving as well as eating, just as plastic ones can. However, even though most people tend not to reuse their plastic cutlery, there is no choice with edible spoons – they can only be used once.

Although the spoons are designed to be eaten, even if people don't want to eat their spoon at the end of their meal, they have no need to feel guilty about throwing it away. This is because, unlike plastic spoons, Bakeys' spoons break down in a few days. This makes them more environmentally friendly than plastic cutlery.

Bakeys has been making spoons at its factory in Hyderabad, India, for a few years. It currently sells 1.5 million spoons per year, mainly to catering companies which serve food at weddings and other events, but Peesapaty hopes that more food sellers will be interested in buying his products in the near future. He hopes to develop the company in two directions. Firstly he would like to find a following overseas, by marketing the product in other countries. He also hopes to expand its range of cutlery to include edible chopsticks and forks. Edible knives are out of the question, however, as exposure to liquid makes them less sharp and therefore useless for cutting solid food.

There are other challenges, in addition to the knife problem. The biggest of these is probably cost. Although edible spoons are cheaper than their wooden equivalents, they currently cost twice as much as plastic spoons. Peesapaty is aware of this, and he aims to get the cost down to the same as that of the plastic version. He hopes to do this by sourcing more crops directly from farmers and spreading costs by adding new production lines.

Exercise 6

Your family recently celebrated a special occasion. You helped to organise the celebration.

Write an email to a friend about it.

In your email, you should:

- say what your family was celebrating
- explain how you helped to organise the celebration
- describe what happened at the celebration.

The pictures above may give you some ideas, and you should try to use some ideas of your own.

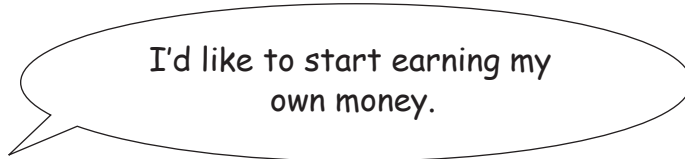
Your email should be between 150 and 200 words long.

You will receive up to 10 marks for the content of your email, and up to 9 marks for the style and accuracy of your language.

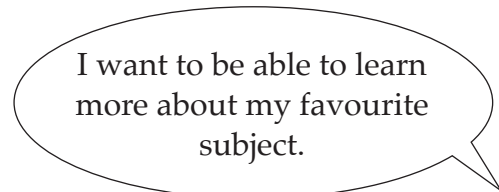
Exercise 7

In your English class, you have been discussing whether it is better to go to university when you finish school, or to get a job instead.

Here are two comments from other students:

A speech bubble containing the text: "I'd like to start earning my own money."

I'd like to start earning my own money.

A speech bubble containing the text: "I want to be able to learn more about my favourite subject."

I want to be able to learn more about my favourite subject.

Write an article for the school magazine, giving your views.

The comments above may give you some ideas, and you should try to use some ideas of your own.

Your article should be between 150 and 200 words long.

You will receive up to 10 marks for the content of your article, and up to 9 marks for the style and accuracy of your language.

BLANK PAGE

Permission to reproduce items where third-party owned material protected by copyright is included has been sought and cleared where possible. Every reasonable effort has been made by the publisher (UCLES) to trace copyright holders, but if any items requiring clearance have unwittingly been included, the publisher will be pleased to make amends at the earliest possible opportunity.

To avoid the issue of disclosure of answer-related information to candidates, all copyright acknowledgements are reproduced online in the Cambridge International Examinations Copyright Acknowledgements Booklet. This is produced for each series of examinations and is freely available to download at www.cie.org.uk after the live examination series.

Cambridge International Examinations is part of the Cambridge Assessment Group. Cambridge Assessment is the brand name of University of Cambridge Local Examinations Syndicate (UCLES), which is itself a department of the University of Cambridge.