

## Opening and running the CIE IGCSE Geography Computer Based Test 0460/05 – June 2012

### Technical Requirements

To access and run this test you will need:

- Winzip.

If you do not have Winzip installed on your machine, you can download it for free at:


<http://www.winzip.com>

### To unzip the file

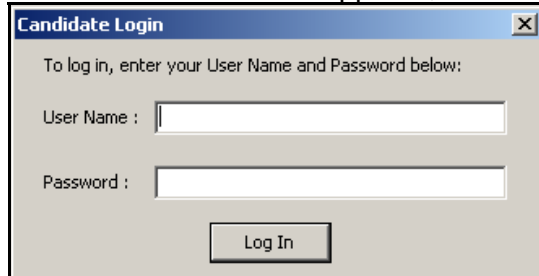
1. Save the zip file to a suitable location.
2. Double-click the zip file and select 'Extract all files'.
3. Follow the wizard to install the contents to a suitable location.

### To run the test

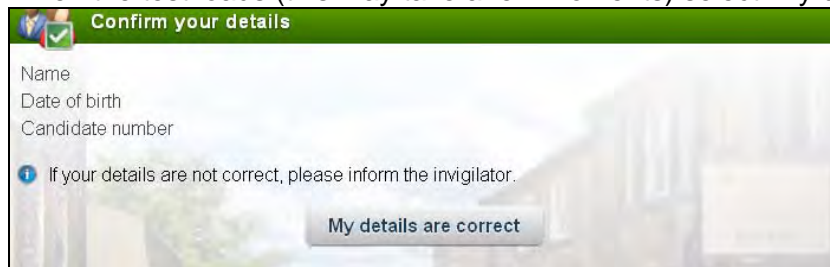
1. Double-click on the file 'Geography.exe'.



2. When the screen below appears, leave the fields blank and select 'Log In'.

A screenshot of a 'Candidate Login' dialog box. The title bar says 'Candidate Login'. Below the title bar, it says 'To log in, enter your User Name and Password below:'. There are two input fields: 'User Name : ' and 'Password : '. Below the fields is a 'Log In' button.

3. When the test loads (this may take a few moments) select 'My details are correct'.

A screenshot of a 'Confirm your details' screen. The title bar says 'Confirm your details'. Below the title bar, there is a green bar with a checkmark icon. Below the green bar, there are three labels: 'Name', 'Date of birth', and 'Candidate number'. Below these labels is a blue information icon and the text 'If your details are not correct, please inform the invigilator.'. At the bottom of the screen is a 'My details are correct' button.

4. Candidates should read the 'Instructions and information' tab, and the 'Introduction' tab before clicking 'Start test'.

### To close the test

1. Click the cross in the top right corner of the screen.
2. When the login box appears, click the cross in the top right corner to close the test viewer.