

**Cambridge IGCSE™**CANDIDATE
NAMECENTRE
NUMBER

--	--	--	--	--

CANDIDATE
NUMBER

--	--	--	--

CAMBRIDGE INTERNATIONAL MATHEMATICS**0607/62**

Paper 6 Investigation and Modelling (Extended)

February/March 2022**1 hour 40 minutes**

You must answer on the question paper.

No additional materials are needed.

INSTRUCTIONS

- Answer both part **A** (Questions 1 to 3) and part **B** (Questions 4 to 8).
- Use a black or dark blue pen. You may use an HB pencil for any diagrams or graphs.
- Write your name, centre number and candidate number in the boxes at the top of the page.
- Write your answer to each question in the space provided.
- Do **not** use an erasable pen or correction fluid.
- Do **not** write on any bar codes.
- You should use a graphic display calculator where appropriate.
- You may use tracing paper.
- You must show all necessary working clearly, including sketches, to gain full marks for correct methods.
- In this paper you will be awarded marks for providing full reasons, examples and steps in your working to communicate your mathematics clearly and precisely.

INFORMATION

- The total mark for this paper is 60.
- The number of marks for each question or part question is shown in brackets [].

This document has **20** pages. Any blank pages are indicated.

Answer **both** parts **A** and **B**.

A INVESTIGATION (QUESTIONS 1 TO 3)

SEQUENCES OF CENTRED POLYGONS (30 marks)

You are advised to spend no more than 50 minutes on this part.

This investigation looks at sequences of *centred polygons*.

The first pattern in each sequence is a single dot.

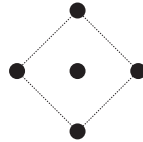
The sequence continues by adding polygons of increasing size around the central dot.

1 (a) Oliver draws this sequence of dot patterns called *centred squares*.

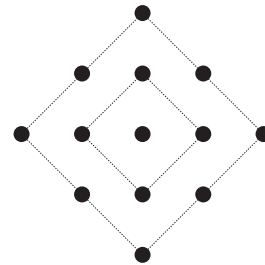
Pattern 1



Pattern 2

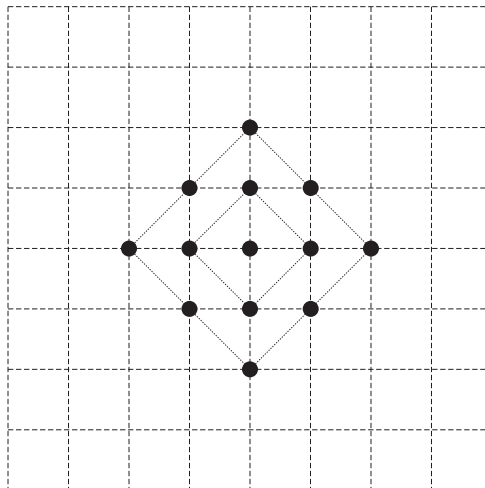


Pattern 3



(i) Pattern 3 is drawn on the grid.

Complete the diagram to show Pattern 4.



[1]

3

(ii) Complete the table.

Pattern number, n	1	2	3	4	5
Number of dots	1	5	13		

[2]

(iii) Work out the number of dots in Pattern 7.

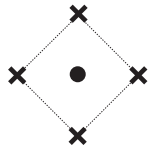
..... [2]

(b) Oliver draws the dot patterns of centred squares using dots and crosses.

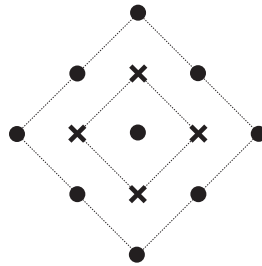
Pattern 1



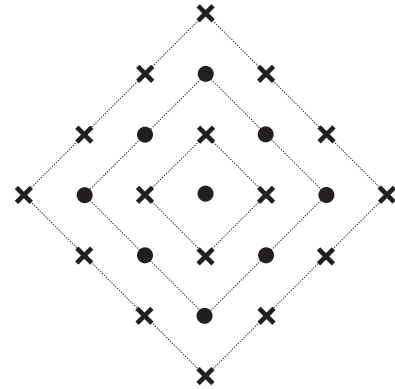
Pattern 2



Pattern 3

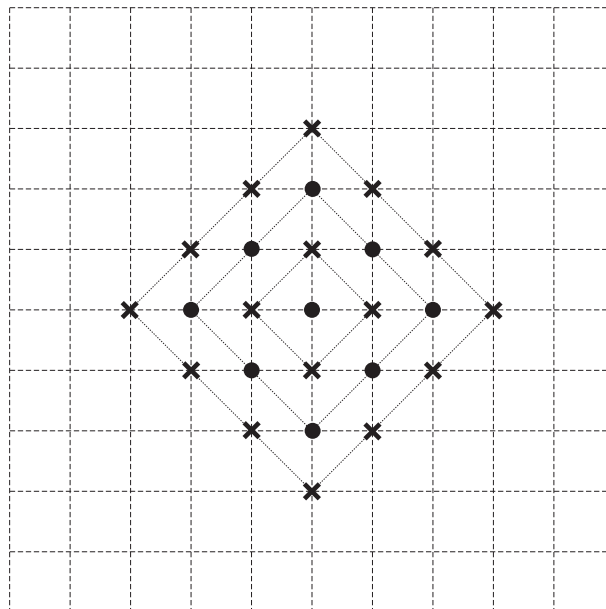


Pattern 4



(i) Pattern 4 is drawn on the grid.

Complete the diagram to show Pattern 5.



[1]

(ii) Complete the table.

Pattern number, n	Number of dots	Number of crosses	Total number of dots and crosses
1	1	0	1
2	1	4	5
3	9	4	13
4		16	
5			
6			

[2]

(iii) Complete the table.

Pattern number, n	Number of dots	Number of crosses	Total number of dots and crosses
1	$1 = 1^2$	$0 = 0^2$	$1^2 + 0^2 = 1$
2	$1 = 1^2$	$4 = 2^2$	$2^2 + 1^2 = 5$
3	$9 = 3^2$	$4 = 2^2$	$3^2 + 2^2 = 13$
4		$16 =$	
5			
6			

[2]

(iv) Complete the formula for the total number of dots and crosses, T , in Pattern n .

$T = \dots\dots\dots$ [2]

(v) Show that the formula for T is

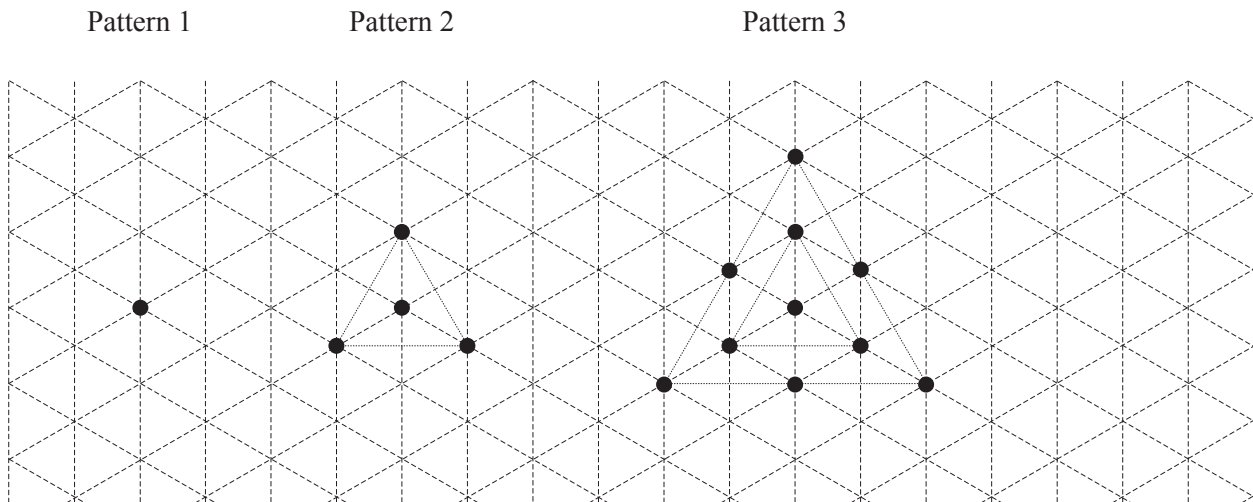
$$2n^2 - 2n + 1.$$

[1]

(vi) Work out the total number of dots and crosses in Pattern 15.

$\dots\dots\dots$ [2]

2 This is the sequence of centred triangles.



(a) Complete the table.

Pattern number, n	1	2	3	4	5
Number of dots, T	1	4	10		

[3]

(b) The formula for the number of dots, T , in Pattern n is

$$T = an^2 + bn + c .$$

(i) Give a reason why a is $\frac{3}{2}$.

..... [1]

(ii) Find the value of b and the value of c .

$b =$

$c =$ [4]

(c) There are 571 dots in Pattern k .

Find the value of k .

$k = \dots\dots\dots$ [4]

- 3 The formula for the number of dots, T , in the sequence of centred hexagons is

$$T = 3n^2 - 3n + 1.$$

The number of dots in the n th centred hexagon is 6 more than the number of dots in the n th centred square.

Find the value of n and the number of dots in the centred hexagon.

$$n = \dots\dots\dots$$

number of dots in the centred hexagon : $\dots\dots\dots$ [3]

B MODELLING (QUESTIONS 4 TO 8)**DAYLIGHT HOURS (30 marks)**

You are advised to spend no more than 50 minutes on this part.

This task looks at modelling the number of daylight hours throughout the year.
The number of daylight hours is the length of time between sunrise and sunset.

4 Sophia looks at the number of daylight hours in London, England.

She knows the shortest number of daylight hours, *shortest day*, is on 21 December.
She knows the longest number of daylight hours, *longest day*, is on 21 June.

She collects data for the sunrise and sunset times on the 21st day of every month.
She works out the length of daylight in hours and minutes and converts it to a time in hours correct to 1 decimal place.

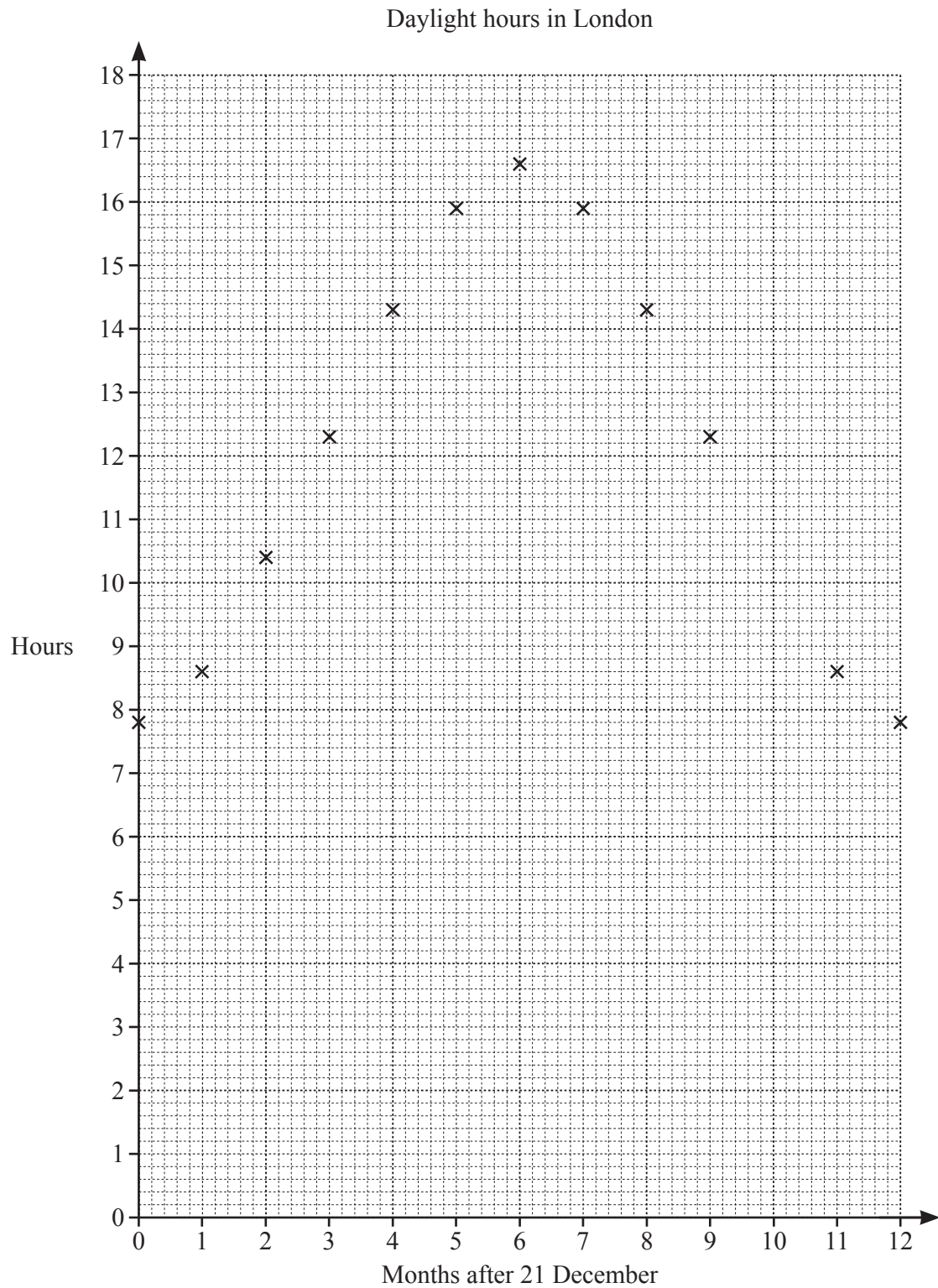
Her results are in this table.

Daylight hours in London					
Month	Day	Sunrise	Sunset	Daylight in hours and minutes	Daylight in hours
December	21	08 03	15 53	7 h 50 min	7.8
January	21	07 52	16 30	8 h 38 min	8.6
February	21	07 02	17 26	10 h 24 min	10.4
March	21	06 00	18 15	12 h 15 min	12.3
April	21	05 51	20 07	14 h 16 min	14.3
May	21	05 00	20 54	15 h 54 min	15.9
June	21	04 43	21 21	16 h 38 min	16.6
July	21	05 08	21 04	15 h 56 min	15.9
August	21	05 55	20 10	14 h 15 min	14.3
September	21	06 45	19 00	12 h 15 min	12.3
October	21	07 35	17 54		
November	21	07 28	16 03	8 h 35 min	8.6
December	21	08 03	15 53	7 h 50 min	7.8

(a) Complete the row for October.

[2]

(b) Sophia puts her results from the table on this graph.



(i) Plot the value for daylight hours on 21 October.

[1]

- (ii) Write down the number of daylight hours on the shortest day and on the longest day in London.

shortest day

longest day [1]

- (iii) Show that the length of time halfway between the number of daylight hours on the shortest day and the number of daylight hours on the longest day is 12.2 hours.

[1]

5 Sophia changes the order of her table.

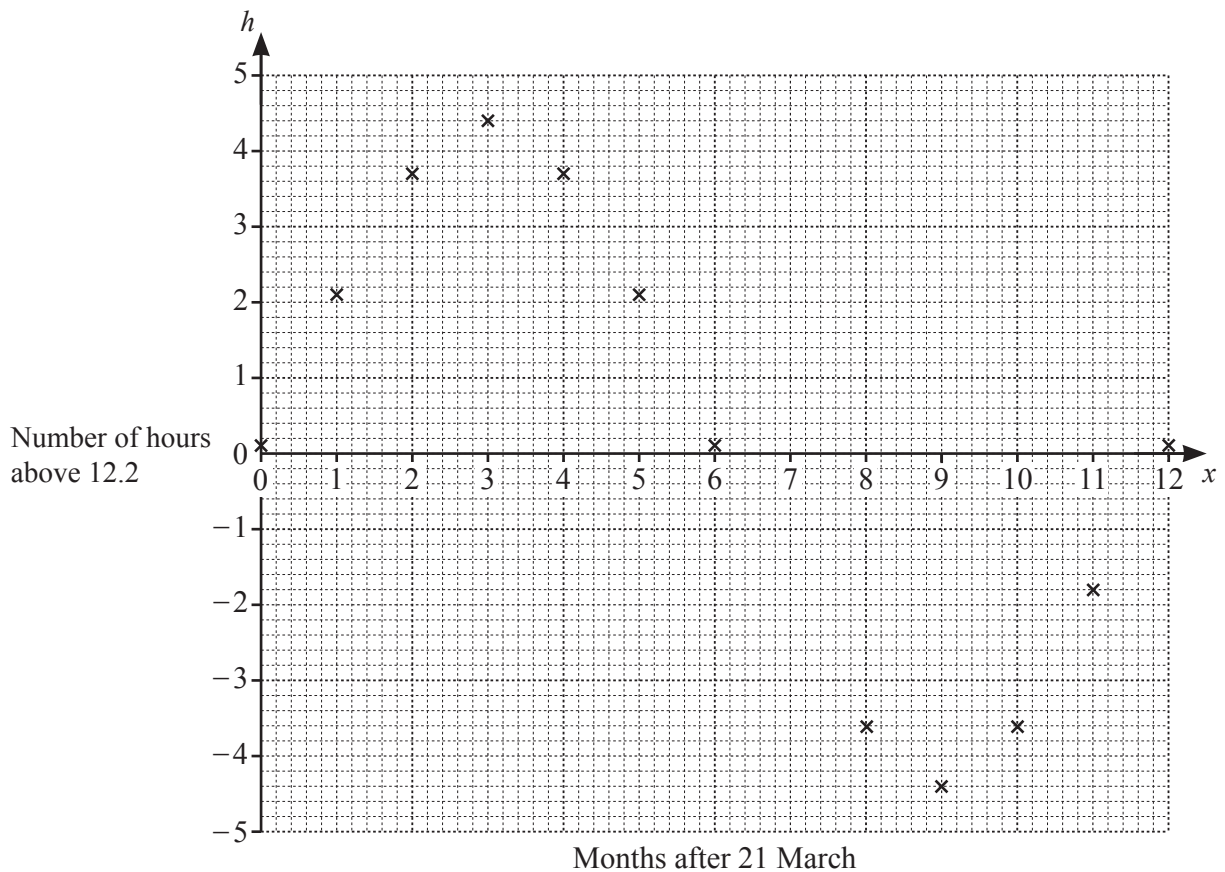
- She starts with 21 March.
- She works out daylight hours above and below 12.2 .

Daylight hours in London						
Month	Day	Sunrise	Sunset	Daylight in hours and minutes	Daylight in hours, H	Daylight in hours above 12.2, h
March	21	0600	1815	12 h 15 min	12.3	0.1
April	21	0551	2007	14 h 16 min	14.3	2.1
May	21	0500	2054	15 h 54 min	15.9	3.7
June	21	0443	2121	16 h 38 min	16.6	4.4
July	21	0508	2104	15 h 56 min	15.9	3.7
August	21	0555	2010	14 h 15 min	14.3	2.1
September	21	0645	1900	12 h 15 min	12.3	0.1
October	21	0735	1754			
November	21	0728	1603	8 h 35 min	8.6	-3.6
December	21	0803	1553	7 h 50 min	7.8	-4.4
January	21	0752	1630	8 h 38 min	8.6	-3.6
February	21	0702	1726	10 h 24 min	10.4	-1.8
March	21	0600	1815	12 h 15 min	12.3	0.1

(a) Complete the row for October.

[1]

(b) Sophia puts her results from the table into this graph.



Sophia models the number of daylight hours in London using the points on her graph. She decides on this model.

$$h = 4.4 \sin(30x)$$

h is the number of daylight hours above 12.2 and x is the number of months after 21 March.

Give a reason why Sophia uses

(i) the number 4.4,

.....
 [1]

(ii) the number 30.

.....
 [1]

- (c) Sophia changes her model.
 H is the number of daylight hours and x is the number of months after 21 March.

Complete the model for H .

$$H = \dots\dots\dots [1]$$

- (d) (i) Use the model in **part (c)** to calculate the number of daylight hours on 21 April and 21 January.

April

January [4]

- (ii) Sophia thinks that the calculated values for April and January show that her model is a good one.

Is she correct?
Give a reason for your answer.

.....
..... [1]

- (iii) What assumption has Sophia made about the months for her model?

..... [1]

- 6 This table shows sunrise and sunset times for Tokyo in Japan on the 21st day of every month.

Sunrise and sunset times in Tokyo			
Month	Day	Sunrise	Sunset
March	21	05 43	17 53
April	21	05 00	18 19
May	21	04 32	18 44
June	21	04 25	19 00
July	21	04 40	18 53
August	21	05 04	18 23
September	21	05 28	17 39
October	21	05 52	16 58
November	21	06 22	16 30
December	21	06 47	16 32
January	21	06 48	16 56
February	21	06 22	17 27
March	21	05 43	17 53

The shortest day is 21 December and the longest day is 21 June.

Find a model for the number of daylight hours, H , in Tokyo.

Write your model in the form $H = A \sin(Bx) + C$,

where x is the number of months after 21 March and A , B and C are numbers to be found.

$$H = \dots\dots\dots [6]$$

- 7 This is a model of the number of daylight hours in Cairo in Egypt.

$$H = 2 \sin(30x) + 12.2$$

H is the number of daylight hours and x is the number of months after 21 March.

- (a) Use the model to estimate the number of daylight hours on the shortest day in Cairo.

..... [2]

- (b) What is the date of the shortest day in Cairo according to the model?

..... [1]


- 8 This is a model of the number of daylight hours in Melbourne in Australia.

$$H = 2.4 \sin(30x + 180) + 12.2$$

H is the number of daylight hours and x is the number of months after 21 March.

- (a) On the axes below sketch the models for the number of daylight hours:

- in Cairo
- in Melbourne.



[3]

- (b) Make a statement about the number of daylight hours in Melbourne on the shortest day in Cairo.

..... [1]

- (c) Find the dates when the number of daylight hours in Cairo is the same as it is in Melbourne.

..... [2]

BLANK PAGE

BLANK PAGE

Permission to reproduce items where third-party owned material protected by copyright is included has been sought and cleared where possible. Every reasonable effort has been made by the publisher (UCLES) to trace copyright holders, but if any items requiring clearance have unwittingly been included, the publisher will be pleased to make amends at the earliest possible opportunity.

To avoid the issue of disclosure of answer-related information to candidates, all copyright acknowledgements are reproduced online in the Cambridge Assessment International Education Copyright Acknowledgements Booklet. This is produced for each series of examinations and is freely available to download at www.cambridgeinternational.org after the live examination series.

Cambridge Assessment International Education is part of Cambridge Assessment. Cambridge Assessment is the brand name of the University of Cambridge Local Examinations Syndicate (UCLES), which is a department of the University of Cambridge.