

- 1 (a) Juan takes his car to a garage for repairs.

Complete his bill.

<u>Item</u>	<u>Price (\$)</u>
Service	475.00
3 tyres at \$86 each
4.5 litres of oil at \$5.68 per litre

Total

[3]

- (b) Juan buys a van costing \$4400.
He pays a deposit of \$3740.

- (i) Work out \$3740 as a percentage of \$4400.

..... % [1]

- (ii) He borrows the rest of the money for one year at a rate of 12% per year simple interest.

Work out how much he pays back at the end of one year.

\$..... [3]

- (c) Juan pays \$321 for insurance.
He makes 12 equal payments.

Work out each payment.

\$..... [1]

- (d) Juan's car travels 12.4km and uses 1 litre of fuel.
His van travels 1 km and uses 0.0792 litres of fuel.

Using 1 litre of fuel, which vehicle travels further?
Explain how you decide.

..... travels further because

..... [2]

- (e) In 2015 the total cost of repairs and fuel for his van was \$4200.
These costs are in the ratio repairs : fuel = 1 : 2.

Find the cost of the fuel.

\$..... [2]

- 2 Eight athletes compete in both the 200 metre race and the long jump. Their results are shown in the table.

Time for 200 m (seconds)	23.85	23.91	23.92	23.96	24.02	24.15	24.23	24.30
Distance in the long jump (metres)	6.42	6.32	6.24	6.18	6.05	5.97	5.90	5.84

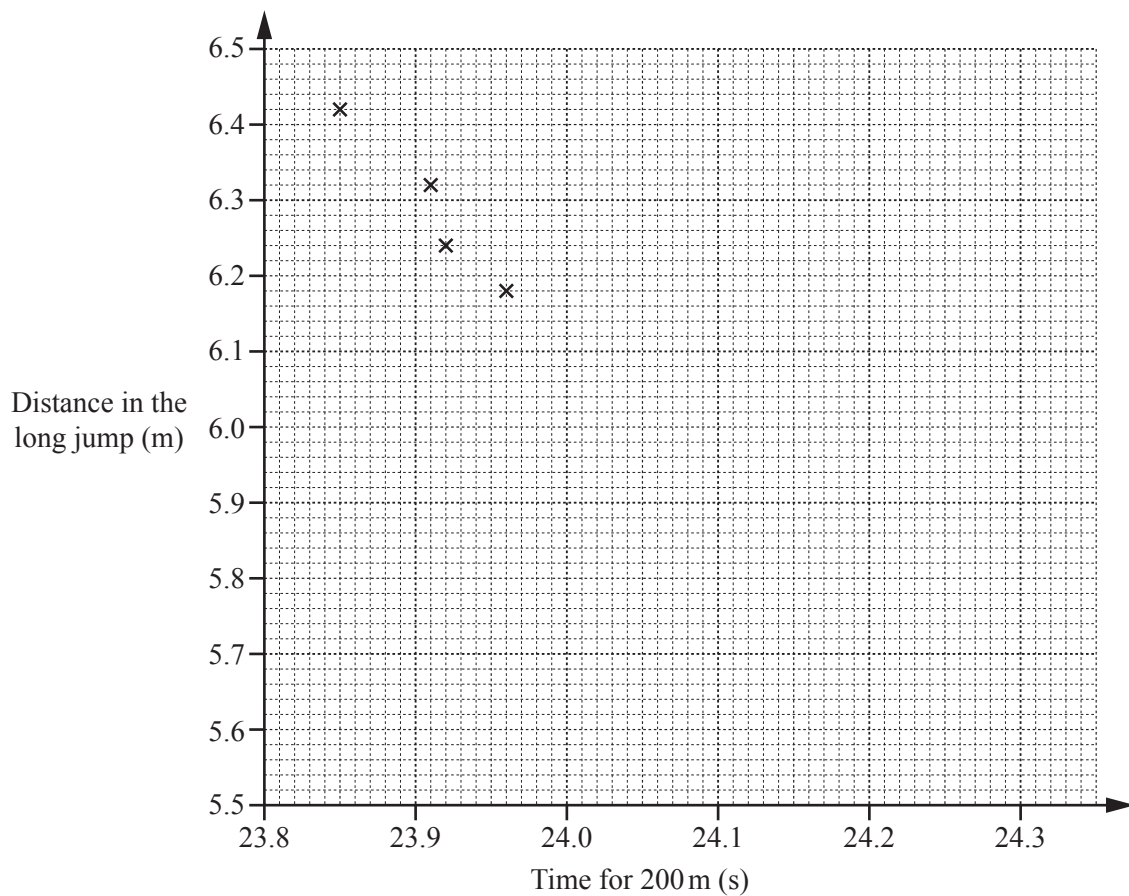
- (a) (i) Work out the range of the times for the 200 metre race.

..... s [1]

- (ii) Work out the mean of the distances in the long jump.

..... m [2]

- (b) (i) Complete the scatter diagram. The first four points have been plotted for you.



[2]

(ii) What type of correlation is shown on the scatter diagram?

..... [1]

(iii) Joe says that the scatter diagram shows that the faster an athlete runs the 200 metre race the shorter their distance in the long jump.

Is he correct?
Explain your answer.

..... because
..... [1]

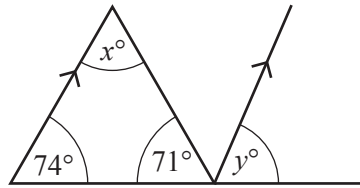
(iv) Draw a line of best fit on the scatter diagram. [1]

(v) Jessica's time for the 200 metre race is 24.05 s.

Use your line of best fit to estimate her distance in the long jump.

..... m [1]

3 (a)



NOT TO SCALE

Work out the value of

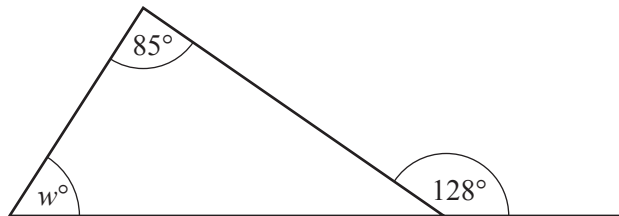
(i) x ,

$x = \dots\dots\dots [1]$

(ii) y .

$y = \dots\dots\dots [1]$

(b)

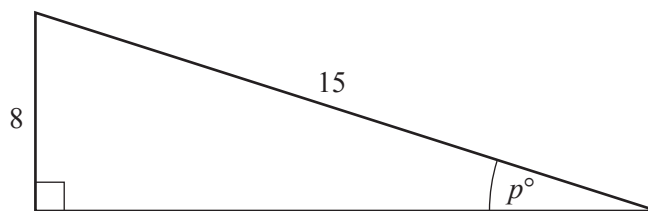


NOT TO SCALE

Work out the value of w .
Give reasons for your answer.

$w = \dots\dots\dots$ because $\dots\dots\dots$
 $\dots\dots\dots [3]$

(c)

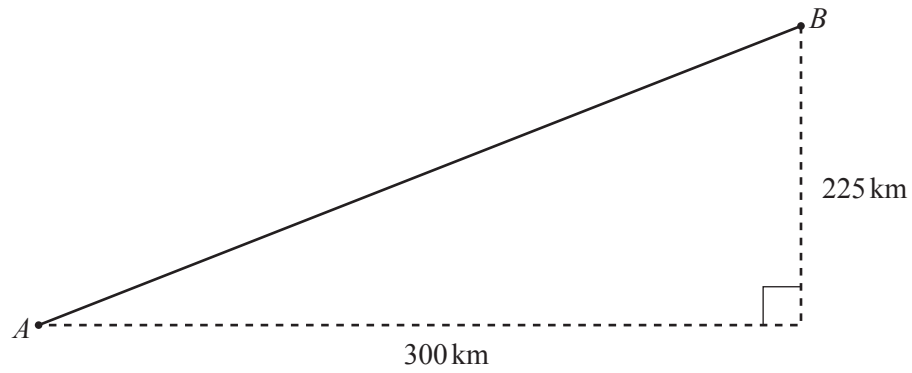


NOT TO SCALE

Use trigonometry to calculate the value of p .

$p = \dots\dots\dots [2]$

(d)

NOT TO
SCALE

The diagram shows the path of a plane from airport A to airport B .

(i) Show that the distance between A and B is 375 km.

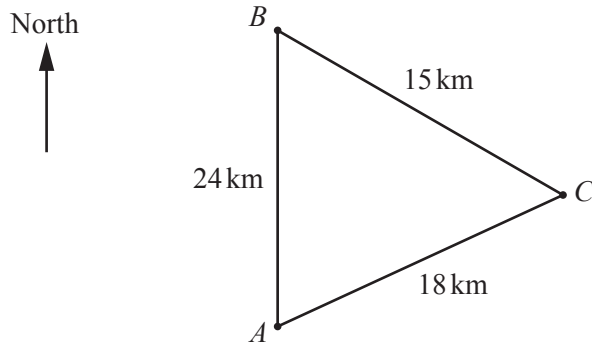
[2]

(ii) The plane flies at an average speed of 450 km/h.
It leaves A at 14 45 and flies directly to B .

Work out the time it arrives at B .

..... [4]

- 4 (a) The diagram shows the positions of three towns, *A*, *B* and *C*.
B is 24 km due North of *A*.
C is 18 km from *A* and 15 km from *B*.



NOT TO SCALE

- (i) Using a ruler and compasses only, construct a scale drawing to show the positions of *B* and *C*.
 Town *A* has been marked for you.
 Use a scale of 1 centimetre to represent 3 kilometres.



A •

Scale: 1 cm to 3 km

[3]

- (ii) Using your scale drawing, measure the bearing of *C* from *A*.

..... [1]

- (iii) Town *D* is on a bearing of 023° from town *A*.


Work out the bearing of town *A* from town *D*.

..... [2]

- (b) The scale drawing shows the positions of three ports P , T and W .
A ship, S , is

- the same distance from P and T
- 300 km from W .

Using a ruler and compasses only, construct and mark the **two** possible positions of the ship.
Use a scale of 1 centimetre to represent 50 kilometres.



Scale: 1 cm to 50 km

[5]

5 (a) (i) Write down the two square numbers between 50 and 99.

..... and [2]

(ii) Find a common multiple of 30 and 45.

..... [1]

(iii) Write down all the factors of 54 that are odd numbers.

..... [2]

(iv) Find the highest common factor (HCF) of 64 and 80.

..... [2]

(b) **Without using your calculator**, work out $1\frac{5}{6} \div \frac{2}{5}$.

Write down all the steps in your working and write your answer as a mixed number.

..... [4]

(c) For each of these sequences, write down the next term and the rule for continuing the sequence.

(i) 8, 11, 14, 17, ...

Next term is

The rule is [2]

(ii) 25, 17, 9, 1, ...

Next term is

The rule is [2]

(iii) 2, 4, 7, 11, ...

Next term is

The rule is [2]

(iv) 1, 8, 27, 64, ...

Next term is

The rule is [2]

- 6 (a) A regular hexagon has side length h .

Write down an expression, in terms of h , for the perimeter of the hexagon.

..... [1]

- (b) A square has side length x .

Write down an expression, in terms of x , for

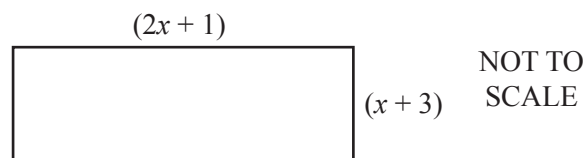
- (i) the perimeter of the square,

..... [1]

- (ii) the area of the square.

..... [1]

- (c) In this part, all measurements are in centimetres.



A rectangle has length $(2x + 1)$ and width $(x + 3)$.
The perimeter of the rectangle is 53.

Work out the value of x .

$x =$ [5]

(d) Simplify.

$$5a + 4b - 2a - b + 3a - 2b$$

..... [2]

(e) Multiply out the brackets.

(i) $5(x - 4)$

..... [1]

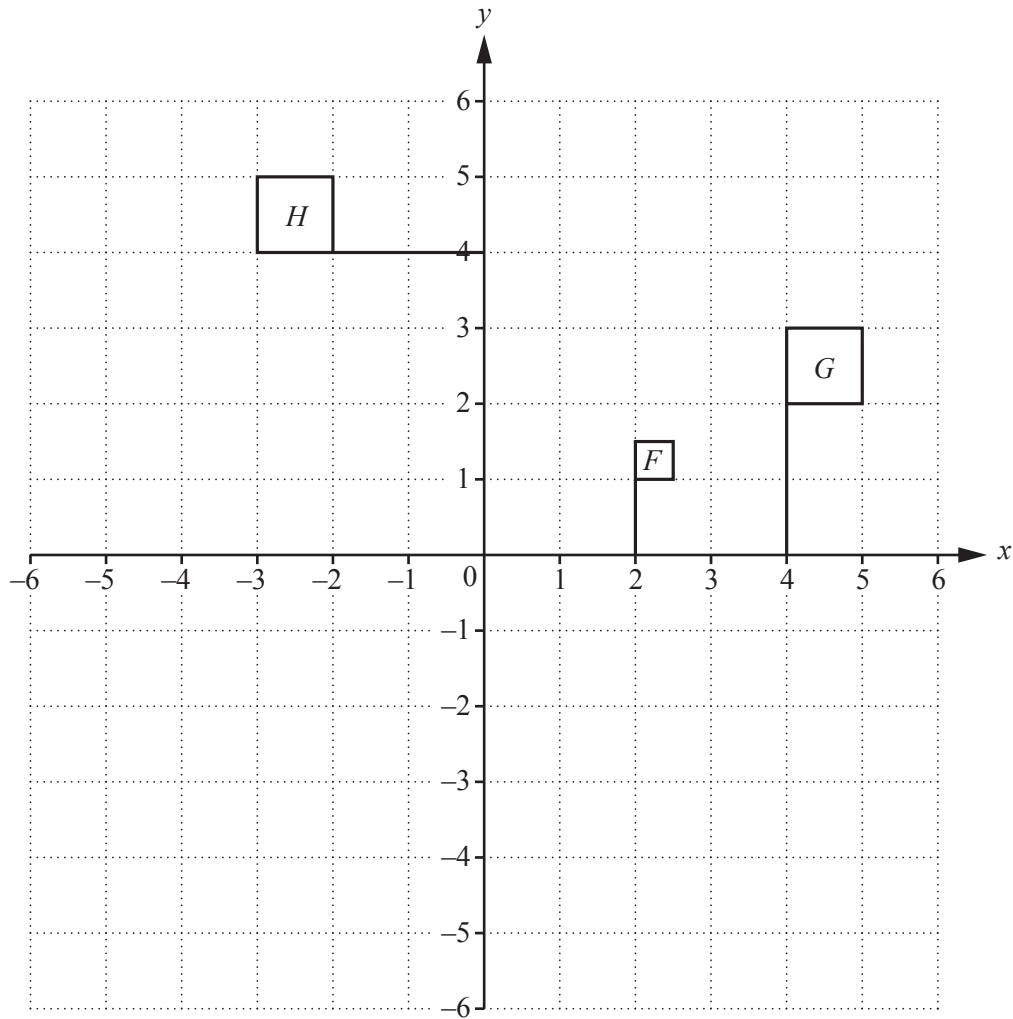
(ii) $x(x^2 + 3)$

..... [2]

(f) Factorise completely.

$$8x^2 - 4x$$

..... [2]



(a) Reflect flag H in the x -axis. [1]

(b) Translate flag G by the vector $\begin{pmatrix} 1 \\ -3 \end{pmatrix}$. [2]

(c) Describe fully the **single** transformation that maps flag G onto flag H .

..... [3]

(d) Describe fully the **single** transformation that maps flag F onto flag G .

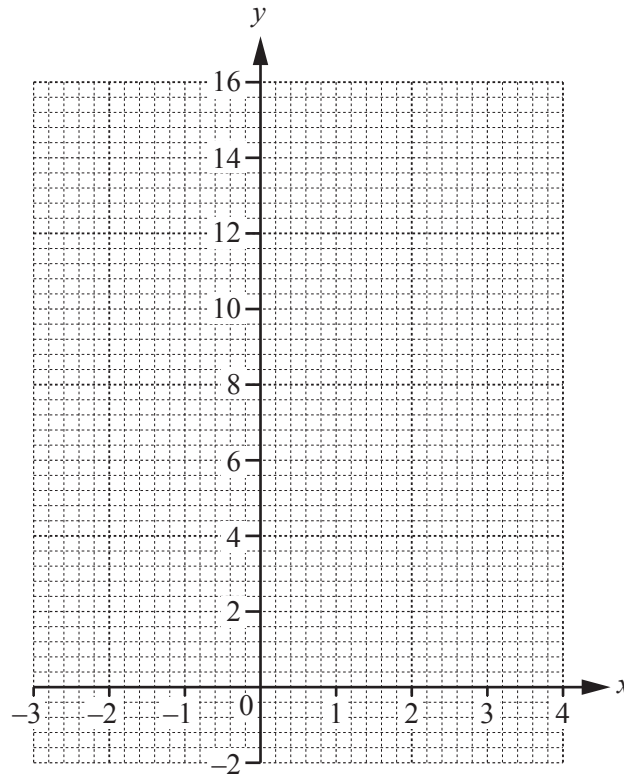
..... [3]

- 8 (a) Complete the table of values for $y = x^2 - 2x$.

x	-3	-2	-1	0	1	2	3	4
y			3		-1		3	

[3]

- (b) On the grid, draw the graph of $y = x^2 - 2x$ for $-3 \leq x \leq 4$.



[4]

- (c) On the grid, draw the line $y = 6$.

[1]

- (d) Use your graph to solve the equation $x^2 - 2x = 6$.
Give your answers correct to 1 decimal place.

$x = \dots\dots\dots$ or $x = \dots\dots\dots$ [2]

Question 9 is printed on the next page.

- 9 (a) Here is a list of ingredients to make 18 chocolate chip biscuits.

butter	130 g
sugar	60 g
flour	180 g
chocolate chips	30 g

Work out how much of each ingredient you need to make 45 biscuits.

butter g

sugar g

flour g

chocolate chips g [3]

- (b) In a recipe for bread, $\frac{5}{8}$ of the mass of bread mixture is flour.
Paul uses 395 g of flour.

- (i) What mass of bread mixture does he make?

..... g [2]

- (ii) Write your answer to **part(b)(i)** in kilograms.

..... kg [1]

Permission to reproduce items where third-party owned material protected by copyright is included has been sought and cleared where possible. Every reasonable effort has been made by the publisher (UCLES) to trace copyright holders, but if any items requiring clearance have unwittingly been included, the publisher will be pleased to make amends at the earliest possible opportunity.

To avoid the issue of disclosure of answer-related information to candidates, all copyright acknowledgements are reproduced online in the Cambridge International Examinations Copyright Acknowledgements Booklet. This is produced for each series of examinations and is freely available to download at www.cie.org.uk after the live examination series.

Cambridge International Examinations is part of the Cambridge Assessment Group. Cambridge Assessment is the brand name of University of Cambridge Local Examinations Syndicate (UCLES), which is itself a department of the University of Cambridge.