



Cambridge Assessment International Education
Cambridge International General Certificate of Secondary Education

CANDIDATE
NAME

CENTRE
NUMBER

--	--	--	--	--

CANDIDATE
NUMBER

--	--	--	--

CO-ORDINATED SCIENCES

0654/32

Paper 3 (Core)

October/November 2019

2 hours

Candidates answer on the Question Paper.

No Additional Materials are required.

READ THESE INSTRUCTIONS FIRST

Write your centre number, candidate number and name on all the work you hand in.

Write in dark blue or black pen.

You may use an HB pencil for any diagrams or graphs.

Do not use staples, paper clips, glue or correction fluid.

DO NOT WRITE IN ANY BARCODES.

Answer **all** questions.

Electronic calculators may be used.

You may lose marks if you do not show your working or if you do not use appropriate units.

A copy of the Periodic Table is printed on page 32.

At the end of the examination, fasten all your work securely together.

The number of marks is given in brackets [] at the end of each question or part question.

This document consists of **30** printed pages and **2** blank pages.



1 (a) Fig. 1.1 is a photograph of blood as seen under a microscope.

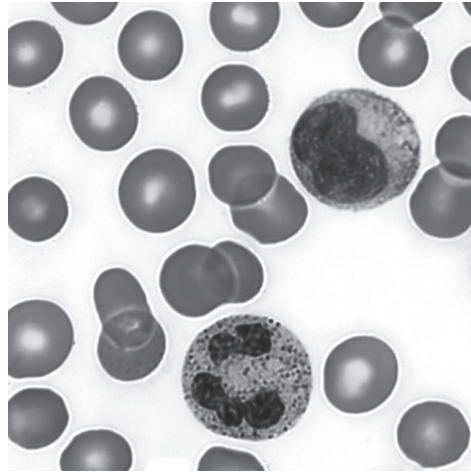


Fig. 1.1

(i) Use a label and a label line on Fig. 1.1 to identify a white blood cell. [1]

(ii) Name **one** other type of cell visible in Fig. 1.1.

..... [1]

(b) White blood cells produce antibodies that fight infection in the body.

The graph in Fig. 1.2 shows how the number of antibodies in the blood changes for 15 days after a person is infected by a pathogen.

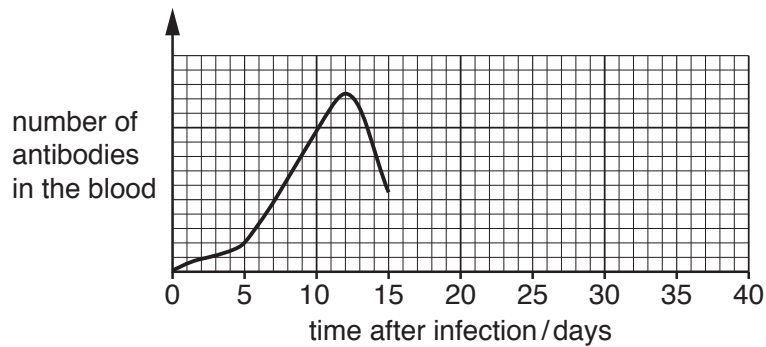


Fig. 1.2

(i) Use Fig. 1.2 to identify on which day there are the **most** antibodies in the blood.

..... [1]

(ii) Suggest **one** reason why there is a decrease in the number of antibodies in the blood as shown in Fig. 1.2.

.....
 [1]

(c) **Twenty days** after the first infection, the same person is infected with a different pathogen.

Draw a line on Fig. 1.2 to suggest how the number of antibodies in the blood changes from day 15. [2]

(d) Platelets are also found in the blood.

State the function of platelets.

..... [1]

[Total: 7]

2 Fig. 2.1 is a diagram of an atom of element Q.

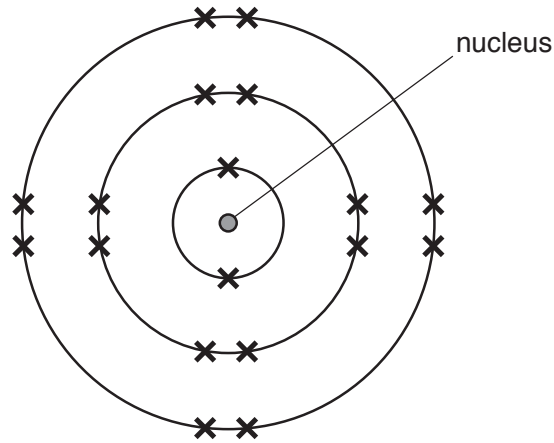


Fig. 2.1

(a) (i) Explain why the mass of an atom is almost the same as the mass of its nucleus.

.....

 [1]

(ii) Use Fig. 2.1 to identify element Q.

A copy of the Periodic Table is shown on page 32.

Explain your answer.

element

explanation

.....
 [2]

(iii) State why element Q does not easily combine with other elements.

.....
 [1]

(b) A teacher investigates the change in mass when calcium burns in air to form calcium oxide.

(i) The mass of calcium oxide produced is greater than the mass of calcium the teacher used.

Explain this result.

.....
..... [1]

(ii) The teacher mixes calcium oxide with water to form a solution.

Predict the pH of the solution.

Explain your answer.

prediction

.....

explanation

.....

..... [2]

[Total: 7]

- 3 (a) A girl runs around a 400m athletics track.

State a device she could use to measure precisely the time this takes.

..... [1]

- (b) Fig. 3.1 shows the speed-time graph for her run around the track.

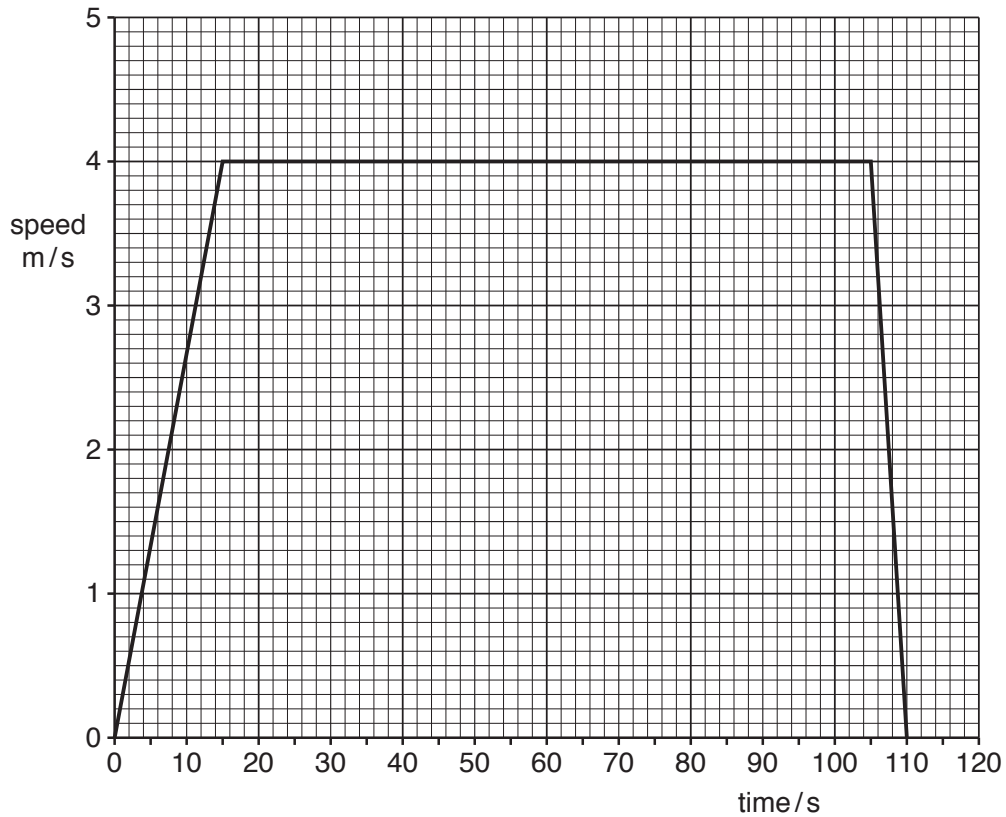


Fig. 3.1

- (i) Label with the letter **X** a point on the graph when the girl is running at constant speed. [1]
- (ii) Label with the letter **Y** a point on the graph when the girl is at rest. [1]
- (iii) The girl's deceleration is greater than her acceleration.

Describe the evidence for this from the graph.

..... [1]

- (iv) Calculate the distance travelled by the girl in the first 15 seconds of her run.

distance = m [2]

- (c) When she returns home, the girl rings the doorbell.

The electric circuit for the doorbell contains a cell, a switch and an electric bell all connected in series.



is the symbol for an electric bell.

- (i) Complete the circuit diagram for the doorbell.



[2]

- (ii) The potential difference across the electric bell is 6 V.

The resistance of the electric bell is $2\ \Omega$.

Calculate the current in the circuit.

current = A [2]

- (iii) The girl hears the bell clearly.

State the approximate range of audible frequencies that the girl is able to hear with healthy hearing.

from Hz to Hz
[1]

[Total: 11]

[Turn over

- 4 (a) Respiration is a process that is part of the carbon cycle.

Use words from the list to complete the definition of the term *respiration*.

Each word may be used once, more than once or not at all.

cells **DNA** **elements** **energy**
enzymes **molecules**

Respiration is the chemical reactions in that break down nutrient
 and release

[3]

- (b) Fig. 4.1 is a simplified diagram of the carbon cycle.

Some of the processes that take place in the carbon cycle are represented with the letters **A**, **B**, **C** and **D**.

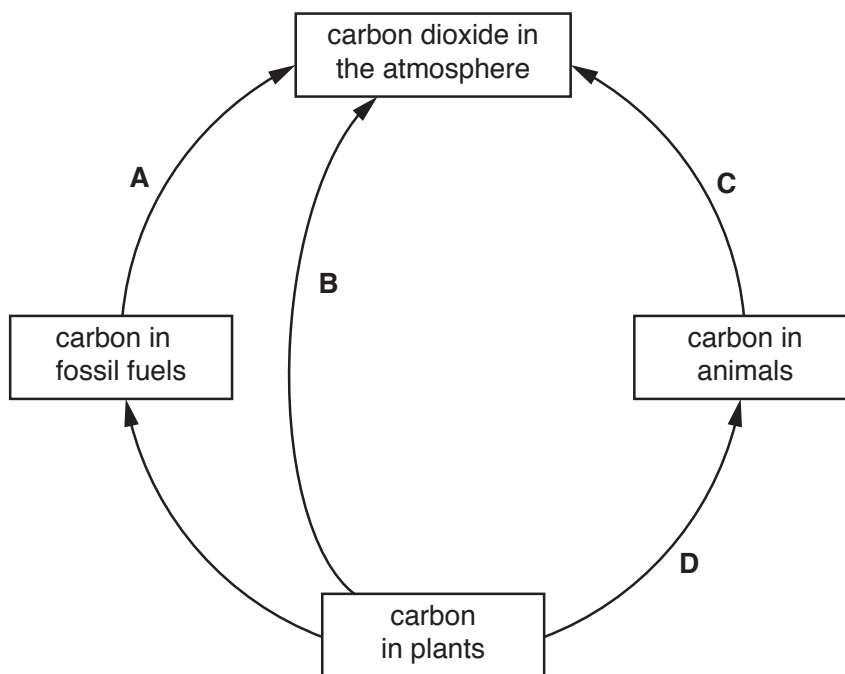


Fig. 4.1

- (i) Identify **all** the letters that represent respiration in Fig. 4.1.

..... [1]

- (ii) Add an arrow to Fig. 4.1 to represent photosynthesis.

[2]

(c) Deforestation can cause an increase of carbon dioxide in the atmosphere.

Animal species living in areas where deforestation occurs are also affected.

Describe two effects of deforestation on animal species.

1

.....

2

.....

[2]

[Total: 8]

5 Impurities are unwanted substances in mixtures. Impurities can be removed using purification techniques.

(a) Some gaseous oxides are impurities which pollute air.

(i) Name the gaseous oxide that forms when sulfur burns.

..... [1]

(ii) Describe how this gaseous oxide can damage the environment.

.....

.....

..... [2]

(iii) Identify two gaseous oxides, other than water vapour or carbon dioxide, that can form during the combustion of hydrocarbons in air.

1

2

[2]

(b) A scientist uses the apparatus shown in Fig. 5.1 to test four food dyes, P, Q, R and S.

Fig. 5.2 shows her results for food dyes Q, R and S.

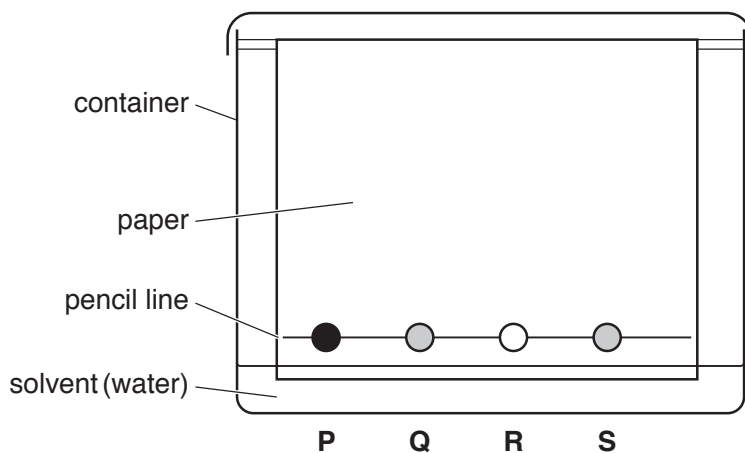


Fig. 5.1

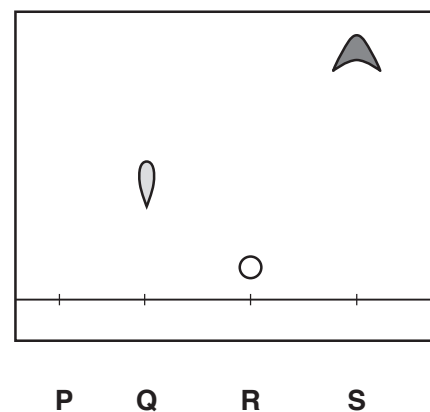


Fig. 5.2

(i) Name this method the scientist uses to test the food dyes.

..... [1]

(ii) Describe what happens inside the container that produces the results shown in Fig. 5.2.

.....
.....
.....
.....
..... [3]

(iii) Food dye **P** is made by mixing together food dyes **Q**, **R** and **S**.

Complete Fig. 5.2 by drawing the result for food dye **P**. [2]

(iv) Suggest why impurities in food dyes must be removed before the dyes are used to colour food.

.....
..... [1]

[Total: 12]

- 6 (a) A team of students enter a competition to see who can build the highest tower from identical wooden cubes.

One cube has a mass of 200 g.

One cube has a volume of 250 cm^3 .

- (i) Calculate the density of one wooden cube.

density = g/cm^3 [2]

- (ii) Calculate the weight of each wooden cube.

gravitational field strength = 10 N/kg

weight = N [2]

(b) Fig. 6.1 shows the towers of cubes built by two teams.

Team A's tower is only 6 cubes tall before it falls over.

Team B's tower reaches 10 cubes tall and stays standing.

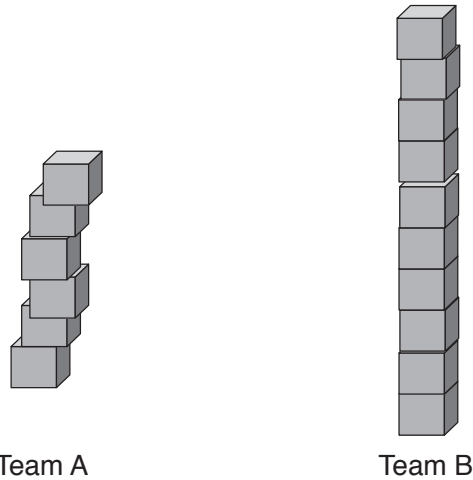


Fig. 6.1

(i) Use ideas about stability and centre of mass to suggest why team A's tower falls over.

.....
 [2]

(ii) Explain why more work is done to lift a cube to the top of the tower as the tower gets taller.

..... [1]

(iii) State the type of energy that is greater for a cube at the top of the tower compared with a cube lower down the tower.

..... [1]

(c) One student hits two cubes together. He hears the sound echo from the back wall of the room.

The time interval from the student hitting the cubes to the student hearing the echo is 0.25 seconds.

The distance to the wall is 39m.

Calculate the speed of sound through the air.

speed of sound = m/s [3]

[Total: 11]

[Turn over

7 (a) In plants, glucose produced by photosynthesis is stored in leaves as starch.

A student investigates one factor that affects photosynthesis by testing for the presence of starch in the leaves of two plants, **A** and **B**.

- Plant **A** is kept next to a window for two days.
- Plant **B** is kept in the dark for two days.

The student uses iodine solution to test leaves from plants **A** and **B** for the presence of starch.

(i) Predict the colour of the iodine solution after testing a leaf from each plant for starch.

colour of iodine solution after testing a leaf from plant **A**

.....

colour of iodine solution after testing a leaf from plant **B**

.....

[2]

(ii) State the factor needed for photosynthesis which the student is investigating.

.....

[1]

(b) Soil provides mineral ions to plants for healthy growth.

Explain the importance of magnesium ions for healthy plant growth.

.....

.....

.....

[2]

(c) Water is another substance needed by plants.

(i) Describe how water enters a plant.

.....
.....
..... [2]

(ii) Describe how water is lost from a plant.

.....
.....
.....
..... [3]

[Total: 10]

8 Sodium is a very reactive metallic element.

(a) Sodium chloride is a raw material that occurs in nature.

Fig. 8.1 shows a process that is used to extract useful products from concentrated aqueous sodium chloride.

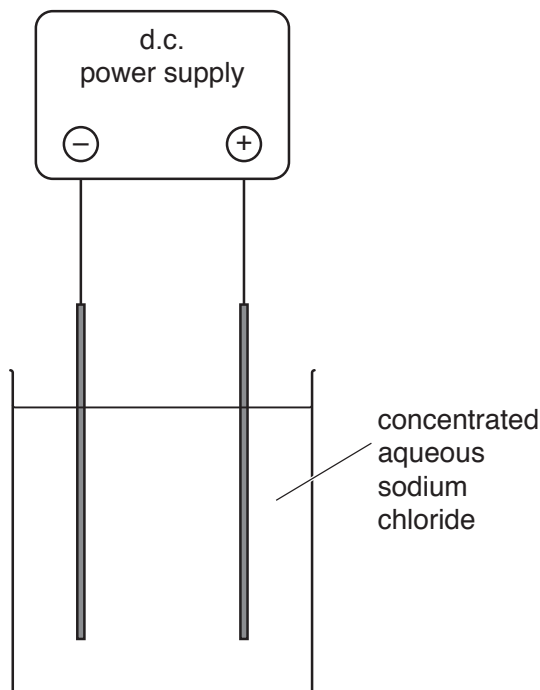


Fig. 8.1

(i) Name this process.

..... [1]

(ii) On Fig. 8.1, use the letter **E** to label the electrolyte and the letter **C** to label the cathode. [2]

(iii) State **one** useful gaseous element produced by this process.

..... [1]

(b) Fig. 8.2 shows how sodium is stored so that it does not react with air.

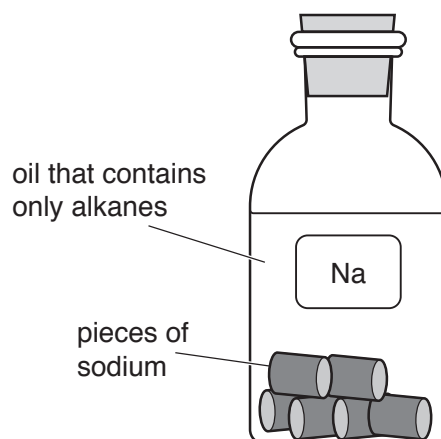


Fig. 8.2

(i) Suggest **one** compound that forms when sodium reacts in air.

..... [1]

(ii) Suggest **one** reason why oil containing alkanes is a suitable liquid to use to protect sodium from contact with air.

.....
..... [1]

- (c) Fig. 8.3 shows apparatus a teacher uses to show the reaction between sodium and cold water.

The water contains a solution of full-range universal indicator.

The gas that is given off collects in the test-tube.

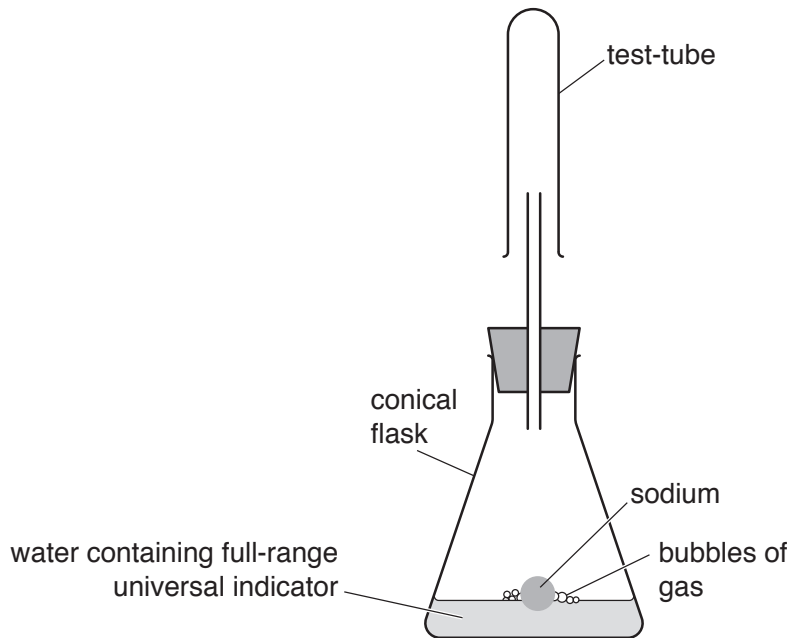


Fig. 8.3

- (i) Before the sodium is added the water is neutral.

State the pH of the water and the colour of the full-range universal indicator **before** any sodium is added.

pH

colour

[2]

- (ii) The teacher tests the gas in the test-tube using a lighted splint. She obtains a positive result.

Describe the positive result and identify the gas.

positive result

.....

gas

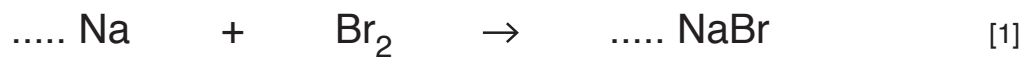
[2]

(d) Sodium combines with bromine to form sodium bromide.

(i) State the type of chemical bonding in sodium bromide.

..... [1]

(ii) Balance the symbol equation for this reaction.



[Total: 12]

- 9 (a) A battery from a mobile phone (cell phone) is analysed to see what it contains.

One of the materials is the metal lithium. The sample taken from the battery consists of two types of lithium atom, lithium-6 and lithium-7.

- (i) Name the two types of particle in the nucleus of an atom.

..... and [1]

- (ii) The nuclide notation for lithium-6 is written as ${}^6_3\text{Li}$.

State what each of the numbers in the nuclide notation represents.

6 represents

3 represents [2]

- (iii) The nuclide notation for lithium-7 is written as ${}^7_3\text{Li}$.

Explain why this is an isotope of lithium.

.....
..... [1]

- (b) The lithium battery is connected to a lamp to produce visible light.

- (i) Write **visible light** in the correct position in the incomplete electromagnetic spectrum in Fig. 9.1.

gamma rays						radio waves
------------	--	--	--	--	--	-------------

Fig. 9.1

[1]

- (ii) The lithium battery produces an electromotive force (e.m.f.).

State the unit of e.m.f.

..... [1]

(c) Fig. 9.2 shows the arrangement of lithium atoms in three different states of matter.

Label Fig. 9.2 to identify the state represented in each diagram.

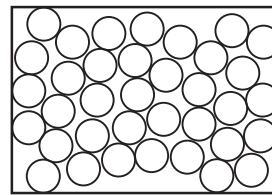
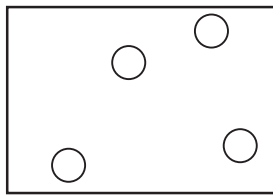



Fig. 9.2

[2]

[Total: 8]

10 (a) Fig. 10.1 is a diagram showing a simple reflex arc.

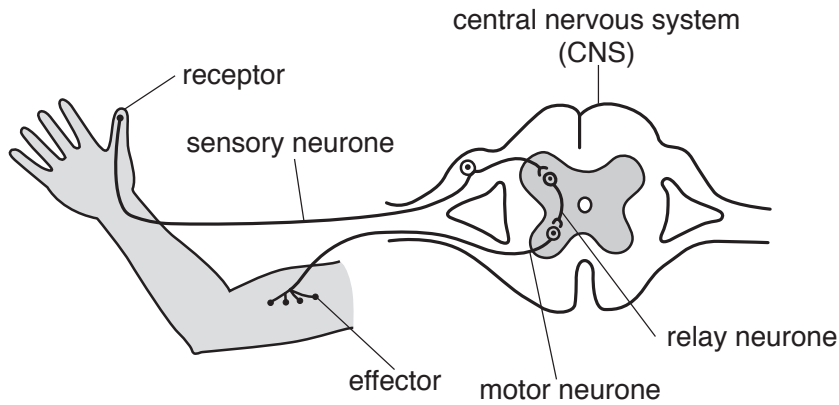


Fig. 10.1

(i) If a neurone is cut, impulses **cannot** pass along the neurone.

Place **only two** ticks (✓) in Table 10.1 to show the correct effect of cutting each neurone in the reflex arc shown in Fig. 10.1.

Table 10.1

	sensory neurone cut	motor neurone cut
CNS does not receive impulses from the receptor and effector does not receive impulses from CNS.		
CNS receives impulses from the receptor and effector receives impulses from CNS.		
CNS receives impulses from the receptor but effector does not receive impulses from CNS.		

[2]

(ii) Circle **all** the words that can be used to describe a reflex action.

automatic chemical conscious rapid slow

[2]

(b) State how impulses are passed along a neurone.

.....
 [1]

(c) Name the two parts of the central nervous system.

1

2

[2]

(d) Muscles are one example of an effector.

Name another example of an effector.

..... [1]

[Total: 8]

11 Useful hydrocarbons are obtained from petroleum.

(a) Fig. 11.1 shows the industrial process used to separate useful hydrocarbons from petroleum.

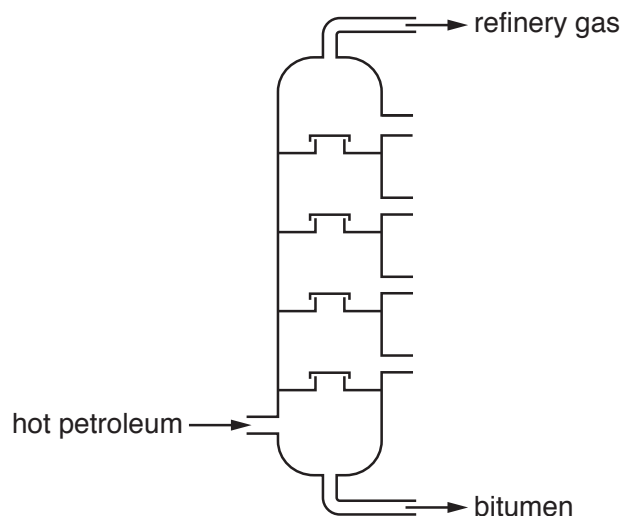


Fig. 11.1

(i) Name this process shown in Fig. 11.1.

..... [1]

(ii) State if chemical changes or physical changes are involved when useful hydrocarbons are obtained from petroleum in this process.

Explain your answer.

changes

explanation

..... [1]

(iii) Refinery gas and bitumen are obtained from petroleum.

State **one** use of refinery gas and **one** use of bitumen.

refinery gas

bitumen

[2]

(b) Explain why the measurement of boiling temperature can be used to find out whether a liquid is a pure alkane or a mixture of alkanes.

.....

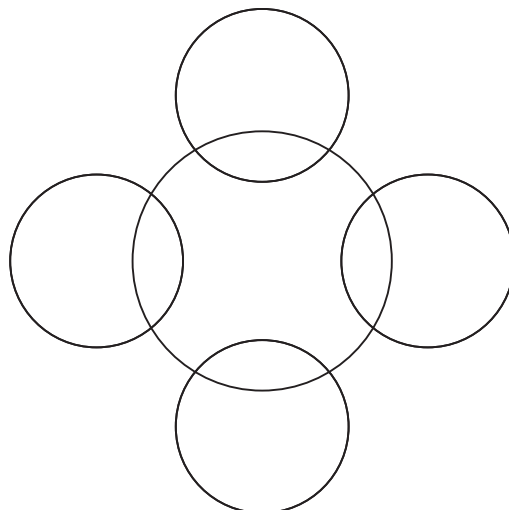
..... [1]

(c) Methane and ethane are gaseous alkanes.

(i) Complete the dot-and-cross diagram of a molecule of methane.

In your diagram, show:

- the chemical symbols of the elements
- the arrangement of the outer shell electrons.



[2]

(ii) State why ethane is a **saturated** hydrocarbon.

.....
..... [1]

(iii) State the name of the **unsaturated** hydrocarbon that has only two carbon atoms in each of its molecules.

..... [1]

[Total: 9]

12 A boy swims in a heated swimming pool.

(a) Water molecules with enough energy escape from the surface of the swimming pool.

Name the process in which more-energetic molecules escape from the surface of a liquid.

..... [1]

(b) Fig. 12.1 shows a boy looking at an object at the bottom of the pool.

A ray of light is shown from the object to the boy's eye.

The ray of light is refracted as it leaves the water.

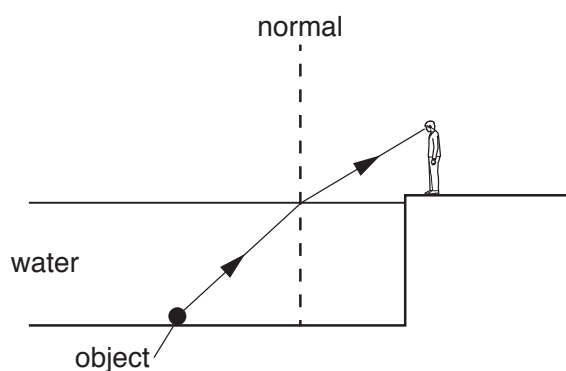


Fig. 12.1

(i) Describe why the light is refracted.

.....
 [1]

(ii) On Fig. 12.1, mark the angle of incidence **and** label with the letter *i*. [1]

(c) The boy stands in the swimming pool and repeatedly splashes his hand on the surface of the water to create a regular set of waves.

Place the terms relating to wave properties into the correct sentence. Each word may be used once, more than once, or not at all.

amplitude **frequency** **speed** **wavefront** **wavelength**

By splashing his hand more times per second, he will increase the
 of the waves.

By splashing his hand harder, the height of the waves increases, which means the

..... has increased.

By splashing his hand more slowly, he notices that the distance between each crest of the

wave has increased, which means the has increased.

[3]

(d) Fig. 12.2 shows the boy swimming.



Fig. 12.2

(i) State what happens to the swimming speed of the boy if his driving force becomes less than the frictional force.

..... [1]

(ii) State what happens to the swimming speed of the boy if his driving force is equal to the frictional force.

..... [1]

(e) The temperature of the water in the swimming pool is measured using a liquid-in-glass thermometer.

Before the water temperature is measured, the thermometer has a reading of 20°C .

When used to measure the temperature of the water, the thermometer reading rises to 28°C .

Explain why the liquid inside the thermometer rises when the thermometer is put into the water.

.....

 [2]

[Total: 10]

13 (a) Fig. 13.1 is a diagram of a flower.

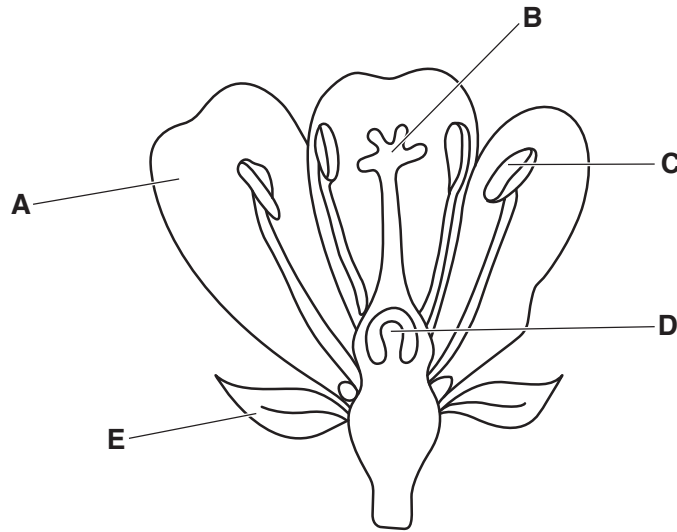


Fig. 13.1

Table 13.1 shows some of the parts labelled in Fig. 13.1.

Table 13.1

part	letter in Fig. 13.1	function
		protects flower when in bud
anther	C	produces pollen
petal		
		produces ovules

Use Fig. 13.1 to complete Table 13.1. [3]

(b) Describe fertilisation in plants.

.....

.....

..... [2]

(c) Name the cell formed by the fusion of the nuclei of gametes.

..... [1]

(d) State the number of parents needed for:

asexual reproduction

sexual reproduction.

[1]

[Total: 7]

The Periodic Table of Elements

		Group																																																																																																																																																																																																					
I	II							III	IV	V	VI	VII	VIII																																																																																																																																																																																										
3 Li lithium 7	4 Be beryllium 9	Key atomic number atomic symbol name relative atomic mass						1 H hydrogen 1	5 B boron 11	6 C carbon 12	7 N nitrogen 14	8 O oxygen 16	9 F fluorine 19	10 Ne neon 20																																																																																																																																																																																									
11 Na sodium 23	12 Mg magnesium 24							13 Al aluminium 27	14 Si silicon 28	15 P phosphorus 31	16 S sulfur 32	17 Cl chlorine 35.5	18 Ar argon 40	19 K potassium 39	20 Ca calcium 40	21 Sc scandium 45	22 Ti titanium 48	23 V vanadium 51	24 Cr chromium 52	25 Mn manganese 55	26 Fe iron 56	27 Co cobalt 59	28 Ni nickel 59	29 Cu copper 64	30 Zn zinc 65	31 Ga gallium 70	32 Ge germanium 73	33 As arsenic 75	34 Se selenium 79	35 Br bromine 80	36 Kr krypton 84																																																																																																																																																																								
37 Rb rubidium 85	38 Sr strontium 88	39 Y yttrium 89	40 Zr zirconium 91	41 Nb niobium 93	42 Mo molybdenum 96	43 Tc technetium —	44 Ru ruthenium 101	45 Rh rhodium 103	46 Pd palladium 106	47 Ag silver 108	48 Cd cadmium 112	49 In indium 115	50 Sn tin 119	51 Sb antimony 122	52 Te tellurium 128	53 I iodine 127	54 Xe xenon 131	55 Cs caesium 133	56 Ba barium 137	57 La lanthanum 139	58 Ce cerium 140	59 Pr praseodymium 141	60 Nd neodymium 144	61 Pm promethium —	62 Sm samarium 150	63 Eu europium 152	64 Gd gadolinium 157	65 Tb terbium 159	66 Dy dysprosium 163	67 Ho holmium 165	68 Er erbium 167	69 Tm thulium 169	70 Yb ytterbium 173	71 Lu lutetium 175																																																																																																																																																																					
87 Fr francium —	88 Ra radium —	89–103 actinoids	104 Rf rutherfordium —	105 Db dubnium —	106 Sg seaborgium —	107 Bh bohrium —	108 Hs hassium —	109 Mt meitnerium —	110 Ds darmstadtium —	111 Rg roentgenium —	112 Cn copernicium —	113 Nh nihonium —	114 Fl flerovium —	115 Mc moscovium —	116 Lv livermorium —	117 Ts tennessine —	118 Og oganesson —	119 Uue unbinetium —	120 Uuo unbinetium —	121 Uut ununtrium —	122 Uuq ununquadium —	123 Uup ununpentium —	124 Uuq ununhexium —	125 Uuh ununheptium —	126 Uuo ununoctium —	127 Uuq ununnonium —	128 Uuo unundecium —	129 Uuq ununtridecium —	130 Uuo ununquadecium —	131 Uuq ununpentadecium —	132 Uuo ununhexadecium —	133 Uuq ununseptendecium —	134 Uuo ununoctadecium —	135 Uuq ununnonadecium —	136 Uuo ununtriacontium —	137 Uuq ununtrigintium —	138 Uuo ununquadragintium —	139 Uuq ununquadragintium —	140 Uuo ununquadragintium —	141 Uuq ununquadragintium —	142 Uuo ununquadragintium —	143 Uuq ununquadragintium —	144 Uuo ununquadragintium —	145 Uuq ununquadragintium —	146 Uuo ununquadragintium —	147 Uuq ununquadragintium —	148 Uuo ununquadragintium —	149 Uuq ununquadragintium —	150 Uuo ununquadragintium —	151 Uuq ununquadragintium —	152 Uuo ununquadragintium —	153 Uuq ununquadragintium —	154 Uuo ununquadragintium —	155 Uuq ununquadragintium —	156 Uuo ununquadragintium —	157 Uuq ununquadragintium —	158 Uuo ununquadragintium —	159 Uuq ununquadragintium —	160 Uuo ununquadragintium —	161 Uuq ununquadragintium —	162 Uuo ununquadragintium —	163 Uuq ununquadragintium —	164 Uuo ununquadragintium —	165 Uuq ununquadragintium —	166 Uuo ununquadragintium —	167 Uuq ununquadragintium —	168 Uuo ununquadragintium —	169 Uuq ununquadragintium —	170 Uuo ununquadragintium —	171 Uuq ununquadragintium —	172 Uuo ununquadragintium —	173 Uuq ununquadragintium —	174 Uuo ununquadragintium —	175 Uuq ununquadragintium —	176 Uuo ununquadragintium —	177 Uuq ununquadragintium —	178 Uuo ununquadragintium —	179 Uuq ununquadragintium —	180 Uuo ununquadragintium —	181 Uuq ununquadragintium —	182 Uuo ununquadragintium —	183 Uuq ununquadragintium —	184 Uuo ununquadragintium —	185 Uuq ununquadragintium —	186 Uuo ununquadragintium —	187 Uuq ununquadragintium —	188 Uuo ununquadragintium —	189 Uuq ununquadragintium —	190 Uuo ununquadragintium —	191 Uuq ununquadragintium —	192 Uuo ununquadragintium —	193 Uuq ununquadragintium —	194 Uuo ununquadragintium —	195 Uuq ununquadragintium —	196 Uuo ununquadragintium —	197 Uuq ununquadragintium —	198 Uuo ununquadragintium —	199 Uuq ununquadragintium —	200 Uuo ununquadragintium —	201 Uuq ununquadragintium —	202 Uuo ununquadragintium —	203 Uuq ununquadragintium —	204 Uuo ununquadragintium —	205 Uuq ununquadragintium —	206 Uuo ununquadragintium —	207 Uuq ununquadragintium —	208 Uuo ununquadragintium —	209 Uuq ununquadragintium —	210 Uuo ununquadragintium —	211 Uuq ununquadragintium —	212 Uuo ununquadragintium —	213 Uuq ununquadragintium —	214 Uuo ununquadragintium —	215 Uuq ununquadragintium —	216 Uuo ununquadragintium —	217 Uuq ununquadragintium —	218 Uuo ununquadragintium —	219 Uuq ununquadragintium —	220 Uuo ununquadragintium —	221 Uuq ununquadragintium —	222 Uuo ununquadragintium —	223 Uuq ununquadragintium —	224 Uuo ununquadragintium —	225 Uuq ununquadragintium —	226 Uuo ununquadragintium —	227 Uuq ununquadragintium —	228 Uuo ununquadragintium —	229 Uuq ununquadragintium —	230 Uuo ununquadragintium —	231 Uuq ununquadragintium —	232 Uuo ununquadragintium —	233 Uuq ununquadragintium —	234 Uuo ununquadragintium —	235 Uuq ununquadragintium —	236 Uuo ununquadragintium —	237 Uuq ununquadragintium —	238 Uuo ununquadragintium —	239 Uuq ununquadragintium —	240 Uuo ununquadragintium —	241 Uuq ununquadragintium —	242 Uuo ununquadragintium —	243 Uuq ununquadragintium —	244 Uuo ununquadragintium —	245 Uuq ununquadragintium —	246 Uuo ununquadragintium —	247 Uuq ununquadragintium —	248 Uuo ununquadragintium —	249 Uuq ununquadragintium —	250 Uuo ununquadragintium —	251 Uuq ununquadragintium —	252 Uuo ununquadragintium —	253 Uuq ununquadragintium —	254 Uuo ununquadragintium —	255 Uuq ununquadragintium —	256 Uuo ununquadragintium —	257 Uuq ununquadragintium —	258 Uuo ununquadragintium —	259 Uuq ununquadragintium —	260 Uuo ununquadragintium —	261 Uuq ununquadragintium —	262 Uuo ununquadragintium —	263 Uuq ununquadragintium —	264 Uuo ununquadragintium —	265 Uuq ununquadragintium —	266 Uuo ununquadragintium —	267 Uuq ununquadragintium —	268 Uuo ununquadragintium —	269 Uuq ununquadragintium —	270 Uuo ununquadragintium —	271 Uuq ununquadragintium —	272 Uuo ununquadragintium —	273 Uuq ununquadragintium —	274 Uuo ununquadragintium —	275 Uuq ununquadragintium —	276 Uuo ununquadragintium —	277 Uuq ununquadragintium —	278 Uuo ununquadragintium —	279 Uuq ununquadragintium —	280 Uuo ununquadragintium —	281 Uuq ununquadragintium —	282 Uuo ununquadragintium —	283 Uuq ununquadragintium —	284 Uuo ununquadragintium —	285 Uuq ununquadragintium —	286 Uuo ununquadragintium —	287 Uuq ununquadragintium —	288 Uuo ununquadragintium —	289 Uuq ununquadragintium —	290 Uuo ununquadragintium —	291 Uuq ununquadragintium —	292 Uuo ununquadragintium —	293 Uuq ununquadragintium —	294 Uuo ununquadragintium —	295 Uuq ununquadragintium —	296 Uuo ununquadragintium —	297 Uuq ununquadragintium —	298 Uuo ununquadragintium —	299 Uuq ununquadragintium —	300 Uuo ununquadragintium —

lanthanoids

actinoids

The volume of one mole of any gas is 24 dm³ at room temperature and pressure (r.t.p.).

To avoid the issue of disclosure of answer-related information to candidates, all copyright acknowledgements are reproduced online in the Cambridge Assessment International Education Copyright Acknowledgements Booklet. This is produced for each series of examinations and is freely available to download at www.cambridgeinternational.org after the live examination series.